

# Pennsylvania

## Allentown - Type 204

1908  
3¢

1908  
4¢

1908  
5¢

1908  
6¢

1912  
1¢

1912  
2¢

1912  
7¢

1912  
8¢

1912  
9¢

1912  
10¢

1912  
12¢

1912  
15¢

1914  
1¢

1914  
2¢

1914  
3¢

1914  
4c

1914  
5¢

1914  
6¢

1914  
7c

1914  
8¢

1914  
9¢

1914  
10¢

1914  
12¢

1917  
1¢

1917  
2¢

1917  
3¢

1917  
4¢

1917  
5¢

1917  
6¢

1917  
6¢ inverted

# Pennsylvania

## Allentown - Type 204

|                      |                           |                             |                             |                             |             |             |
|----------------------|---------------------------|-----------------------------|-----------------------------|-----------------------------|-------------|-------------|
| 1917<br>7¢           | 1917<br>8¢                | 1917<br>9¢                  | 1917<br>10¢                 | 1917<br>11¢                 | 1917<br>12¢ | 1917<br>13¢ |
| 1917<br>13¢ inverted | 1917<br>15¢               | 1917<br>20¢                 | 1917<br>30¢                 | 1917<br>50¢                 | 1917<br>\$1 |             |
|                      | 1917<br>Postage Due<br>1¢ | 1917<br>Postage Due<br>2¢   | 1917<br>Postage Due<br>5¢   | 1917<br>Postage Due<br>10¢  |             |             |
|                      |                           | 1918 Offset<br>1¢           | 1918 Offset<br>2¢           | 1918 Offset<br>3¢           |             |             |
|                      |                           |                             | 1919 Victory<br>3¢ down     |                             |             |             |
|                      |                           | 1920 Pilgrim<br>1¢ inverted | 1920 Pilgrim<br>2¢ inverted | 1920 Pilgrim<br>5¢ inverted |             |             |

# Pennsylvania

## Allentown - Type 204

1921 pf 10x10  
Rotary  
1¢

## Allentown - Type 247

1917  
Postage Due  
 $\frac{1}{2}$ ¢

1917  
Postage Due  
1¢

1917  
Postage Due  
2¢

1917  
Postage Due  
3¢

1917  
Postage Due  
5¢

1917  
Postage Due  
10¢

## Allentown - Type L-1 TS

1908  
3¢ up

1908  
4¢ up

1908  
5¢ up

1908  
5¢ down

1908  
6¢ up

# Pennsylvania

## Allentown - Type L-1 TS

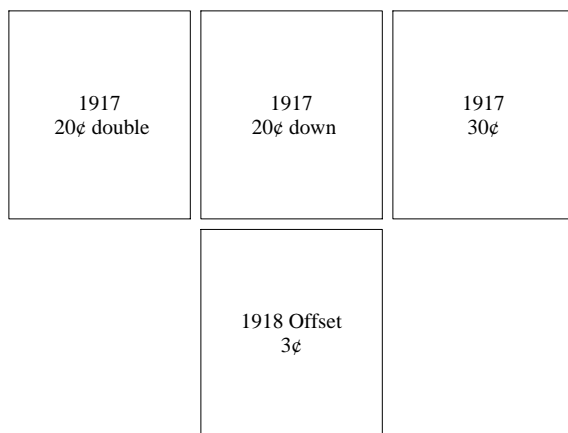
|               |               |               |                  |
|---------------|---------------|---------------|------------------|
| 1912<br>1¢ up | 1912<br>2¢ up | 1912<br>8¢ up | 1912<br>10¢ down |
|---------------|---------------|---------------|------------------|

## Allentown - Type L-2 M

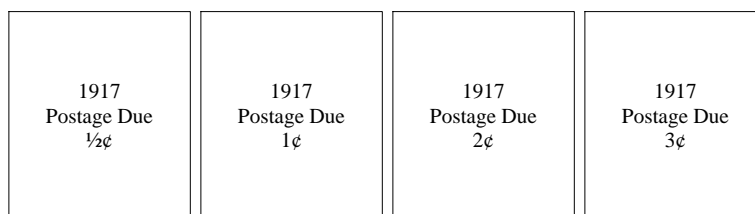
|                |                  |             |                |                  |             |                      |
|----------------|------------------|-------------|----------------|------------------|-------------|----------------------|
| 1914<br>8¢     |                  |             |                |                  |             |                      |
| 1917<br>1¢     | 1917<br>4¢       | 1917<br>5¢  | 1917<br>6¢     | 1917<br>7¢       | 1917<br>8¢  | 1917<br>9¢           |
| 1917<br>10¢    | 1917<br>11¢      | 1917<br>12¢ | 1917<br>12¢ up | 1917<br>12¢ down | 1917<br>13¢ | 1917<br>13¢ inverted |
| 1917<br>13¢ up | 1917<br>13¢ down | 1917<br>15¢ | 1917<br>15¢ up | 1917<br>15¢ down | 1917<br>20¢ | 1917<br>20¢ inverted |

# Pennsylvania

## Allentown - Type L-2 M



## Altoona - Type 232



# Pennsylvania

## Altoona - Type 404

1908  
2¢

1908  
3¢

1908  
4¢

1908  
5¢

1908  
6¢

1908  
8¢

1908  
10¢

1908  
13¢

1908  
15¢

1911  
Postage Due  
1¢

1911  
Postage Due  
2¢

1912  
1¢

1912  
2¢

1912  
7¢

1912  
8¢

1912  
9¢

1912  
10¢

1912  
12¢

1912  
15¢

1913 Panama Pacific  
1¢

1913 Panama Pacific  
2¢

# Pennsylvania

## Altoona - Type 404

1913 Parcel Post  
1¢

1913 Parcel Post  
2¢

1913 Parcel Post  
3¢

1913 Parcel Post  
5¢

1913 Parcel Post  
10¢

1913 Parcel Post  
15¢

1913 Parcel Post  
20¢

1913 Parcel Post  
25¢

1913 Parcel Post  
75¢

1913 Parcel Post Postage Due  
1¢

1913 Parcel Post Postage Due  
2¢

1913 Parcel Post Postage Due  
5¢

1913 Parcel Post Postage Due  
10¢

1913 Parcel Post Postage Due  
25¢

1914  
1¢

1914  
2¢

1914  
3¢

1914  
4¢

1914  
5¢

1914  
6¢

1914  
7¢

# Pennsylvania

## Altoona - Type 404

1914  
8¢

1914  
10¢

1914  
12¢

1914  
50¢

1914  
Postage Due  
1¢

1914  
Postage Due  
2¢

1917  
1¢

1917  
2¢

1917  
3¢

1917  
4¢

1917  
5¢

1917  
6¢

1917  
7¢

1917  
8¢

1917  
9¢

1917  
10¢

1917  
11¢

1917  
12¢

1917  
13¢

1917  
15¢

1917  
20¢

1917  
30¢

1917  
50¢

1917  
\$1


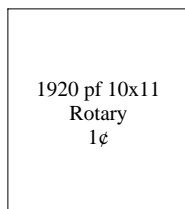

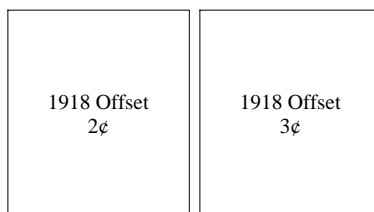

1917 Documentary  
Revenue  
1¢

1917 Documentary  
Revenue  
2¢



# Pennsylvania

## Altoona - Type 404



# Pennsylvania

## Altoona - Type 404

1921 pf 10x10  
Rotary  
1¢

## Altoona - Type 549

1913 Parcel Post  
1¢

1913 Parcel Post  
2¢

1913 Parcel Post  
3¢

1913 Parcel Post Postage Due  
1¢

1913 Parcel Post Postage Due  
2¢

1914  
1¢

1917  
3¢

1917  
6¢

1917  
8¢

1917  
9¢

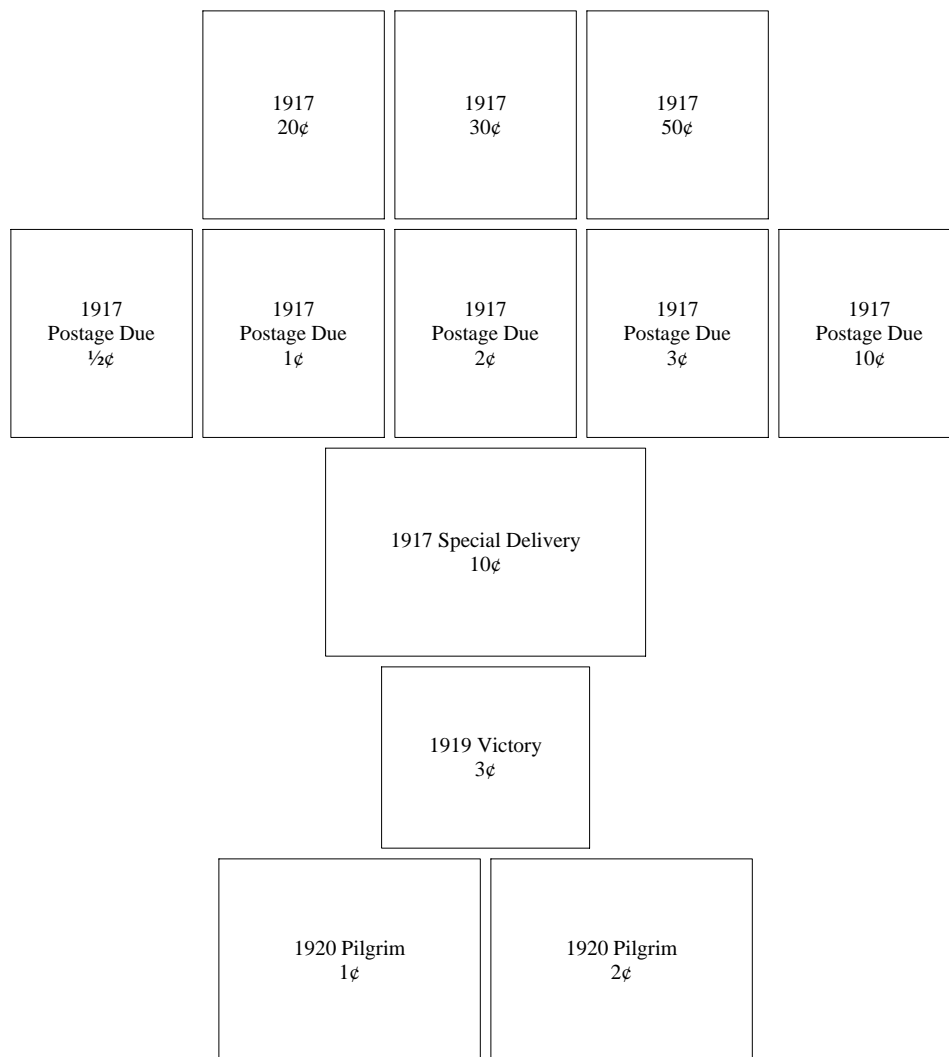
1917  
11¢

1917  
12¢

1917  
13¢

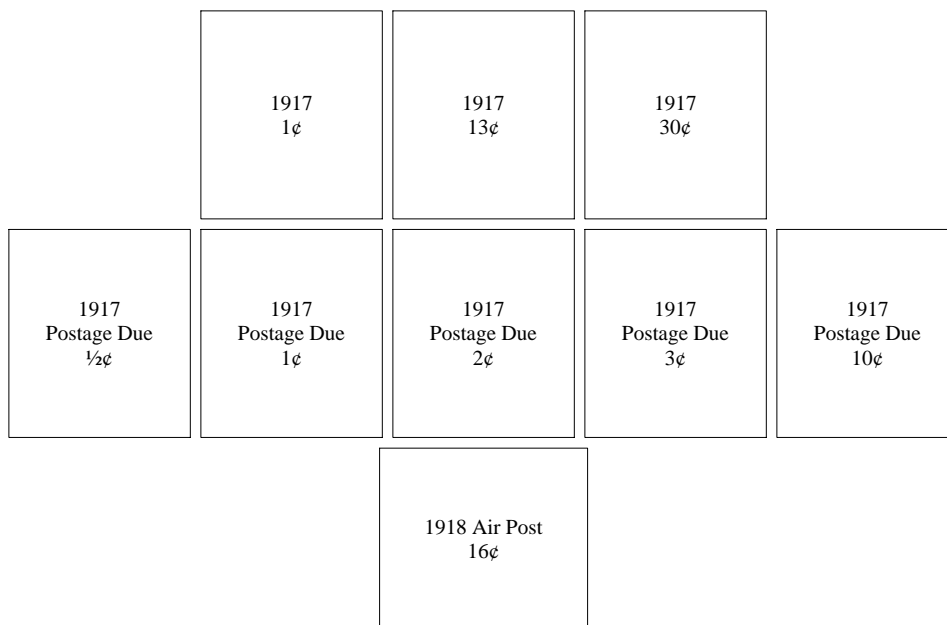
# Pennsylvania

## Altoona - Type 549

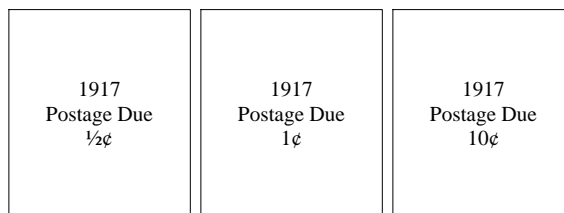


# Pennsylvania

## Altoona - Type 563




## Altoona - Type 703




# Pennsylvania

## Ambridge - Type 466

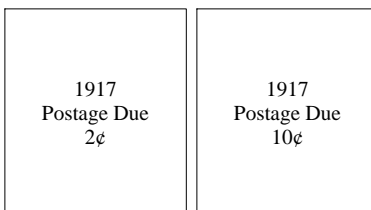


## Ambridge - Type 572




# Pennsylvania


## Ambridge - Type 703



## Apollo - Type 402



## Ardmore - Type 456



# Pennsylvania

## Ardmore - Type 456

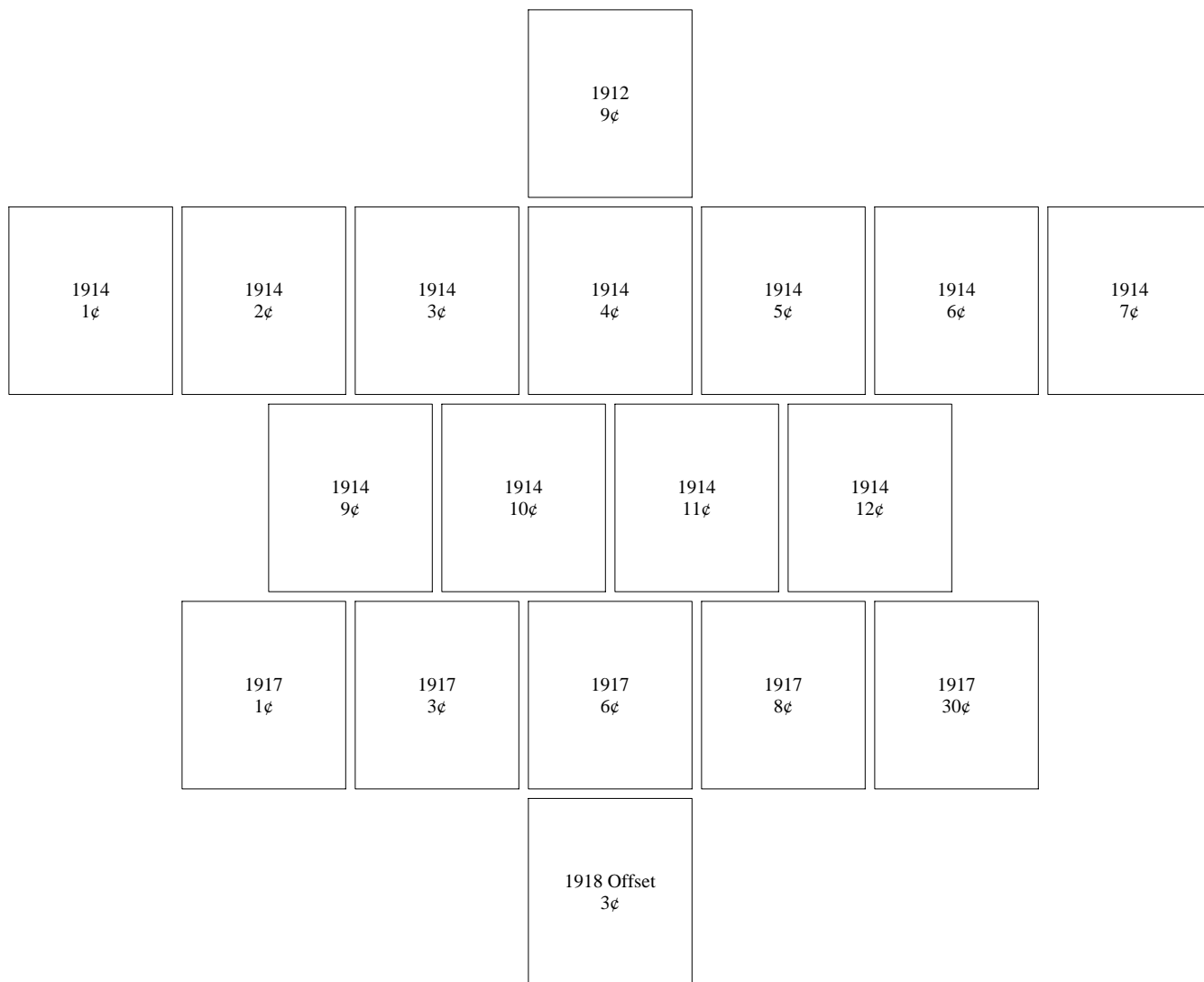
|                               |             |             |             |             |             |             |
|-------------------------------|-------------|-------------|-------------|-------------|-------------|-------------|
| 1917<br>10¢                   | 1917<br>11¢ | 1917<br>12¢ | 1917<br>13¢ | 1917<br>15¢ | 1917<br>20¢ | 1917<br>30¢ |
| 1921 pf 10x10<br>Rotary<br>1¢ |             |             |             |             |             |             |

## Ardmore - Type 461

|            |            |            |
|------------|------------|------------|
| 1914<br>2¢ | 1914<br>4¢ | 1914<br>5¢ |
|------------|------------|------------|

# Pennsylvania

## Ardmore - Type 549





# Pennsylvania

## Ardmore - Type L-1 TS

|            |                     |                               |                            |                           |                      |                      |
|------------|---------------------|-------------------------------|----------------------------|---------------------------|----------------------|----------------------|
| 1917<br>3¢ | 1917<br>3¢ inverted | 1917<br>3¢ double             | 1917<br>4¢ inverted        | 1917<br>5¢                | 1917<br>6¢           | 1917<br>6¢ inverted  |
| 1917<br>7¢ | 1917<br>7¢ inverted | 1917<br>8¢                    | 1917<br>9¢                 | 1917<br>13¢               | 1917<br>30¢ inverted | 1917<br>50¢ inverted |
|            |                     | 1917<br>Postage Due<br>½¢     | 1917<br>Postage Due<br>2¢  | 1917<br>Postage Due<br>5¢ |                      |                      |
|            |                     | 1918 Offset<br>3¢             | 1918 Offset<br>3¢ inverted |                           |                      |                      |
|            |                     | 1921 pf 10x10<br>Rotary<br>1¢ |                            |                           |                      |                      |

# Pennsylvania

## Ashland - Type 456

|                           |                           |                           |                           |                           |                            |             |
|---------------------------|---------------------------|---------------------------|---------------------------|---------------------------|----------------------------|-------------|
| 1917<br>1¢                | 1917<br>2¢                | 1917<br>3¢                | 1917<br>4¢                | 1917<br>5¢                | 1917<br>6¢                 | 1917<br>7¢  |
| 1917<br>8¢                | 1917<br>9¢                | 1917<br>10¢               | 1917<br>11¢               | 1917<br>12¢               | 1917<br>13¢                | 1917<br>15¢ |
|                           | 1917<br>20¢               | 1917<br>30¢               | 1917<br>50¢               | 1917<br>\$1               |                            |             |
| 1917<br>Postage Due<br>½¢ | 1917<br>Postage Due<br>1¢ | 1917<br>Postage Due<br>2¢ | 1917<br>Postage Due<br>3¢ | 1917<br>Postage Due<br>5¢ | 1917<br>Postage Due<br>10¢ |             |
|                           |                           | 1918 Offset<br>2¢         | 1918 Offset<br>3¢         |                           |                            |             |

# Pennsylvania

## Barnesboro - Type 516

|            |            |            |                               |             |             |             |
|------------|------------|------------|-------------------------------|-------------|-------------|-------------|
| 1917<br>6¢ | 1917<br>7¢ | 1917<br>8¢ | 1917<br>10¢                   | 1917<br>12¢ | 1917<br>13¢ | 1917<br>15¢ |
|            |            |            | 1917<br>20¢                   |             |             |             |
|            |            |            | 1918 Offset<br>3¢             |             |             |             |
|            |            |            | 1921 pf 10x10<br>Rotary<br>1¢ |             |             |             |

## Barto - Type 631

|                      |                      |
|----------------------|----------------------|
| 1912-17 Imperf<br>1¢ | 1912-17 Imperf<br>2¢ |
|----------------------|----------------------|

# Pennsylvania

## Beaver Falls - Type 225

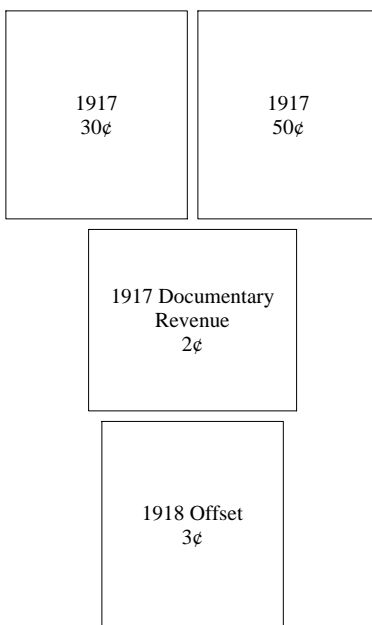
|            |            |             |             |             |
|------------|------------|-------------|-------------|-------------|
| 1917<br>7¢ | 1917<br>8¢ | 1917<br>11¢ | 1917<br>12¢ | 1917<br>50¢ |
|------------|------------|-------------|-------------|-------------|

## Beaver Falls - Type 462


|            |            |             |             |             |             |             |
|------------|------------|-------------|-------------|-------------|-------------|-------------|
| 1914<br>1¢ | 1914<br>2¢ | 1914<br>3¢  | 1914<br>4¢  | 1914<br>5¢  | 1914<br>6¢  | 1914<br>7¢  |
| 1914<br>8¢ | 1914<br>9¢ | 1914<br>10¢ | 1914<br>11¢ | 1914<br>12¢ | 1914<br>15¢ | 1914<br>20¢ |
| 1917<br>1¢ | 1917<br>2¢ | 1917<br>3¢  | 1917<br>4¢  | 1917<br>5¢  | 1917<br>6¢  | 1917<br>7¢  |
| 1917<br>8¢ | 1917<br>9¢ | 1917<br>10¢ | 1917<br>11¢ | 1917<br>12¢ | 1917<br>15¢ | 1917<br>20¢ |

# Pennsylvania

## Beaver Falls - Type 462



## Bedford - Type 405



# Pennsylvania

## Bedford - Type 405

1913 Parcel Post  
2¢

1913 Parcel Post  
3¢

1913 Parcel Post  
4¢

1913 Parcel Post  
20¢

1913 Parcel Post  
25¢

1914  
1¢

1914  
2¢

1914  
3¢

1914  
4¢

1914  
5¢

1914  
6¢

1914  
7¢

1914  
8¢

1914  
9¢

1914  
10¢

1914  
12¢

1917  
2¢

# Pennsylvania

## Bedford - Type 457

1914  
20¢

1917  
1¢

1917  
2¢

1917  
4¢

1917  
5¢

1917  
6¢

1917  
7¢

1917  
8¢

1917  
9¢

1917  
10¢

1917  
11¢

1917  
12¢

1917  
15¢

1917  
20¢

1917  
30¢

1917  
50¢

1917 Documentary  
Revenue  
2¢

1918 Air Post  
6¢

1918 Air Post  
16¢

1918 Air Post  
24¢

# Pennsylvania

## Bedford - Type 457

1918 Offset  
3¢

1920 Pilgrim  
1¢

## Bedford - Type 466

1917  
1¢

1917  
2¢

1917  
3¢

1917  
4¢

1917  
5¢

1917  
6¢

1917  
7¢

1917  
8¢

1917  
9¢

1917  
10¢

1917  
11¢

1917  
12¢

1917  
13¢

1917  
15¢

1917  
20¢



# Pennsylvania

## Bedford - Type 466

1917  
Postage Due  
½¢

1918 Offset  
2¢

1918 Offset  
3¢

## Bedford - Type 549 NC

1917  
1¢

1917  
4¢

1917  
5¢

1917  
10¢

1917  
12¢

1917  
13¢

1917  
15¢

1917  
20¢

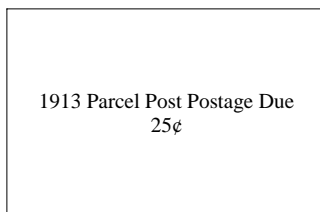
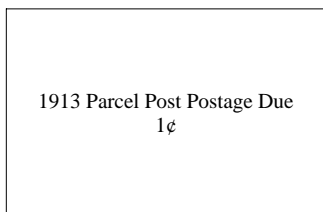
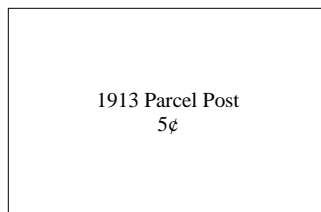
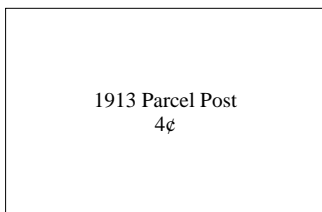



1918 Air Post  
6¢

# Pennsylvania

## Bedford - Type 549 NC



## Bedford - Type 549 WC



# Pennsylvania

## Bedford - Type 549 WC

|             |                           |                           |                           |             |             |             |
|-------------|---------------------------|---------------------------|---------------------------|-------------|-------------|-------------|
| 1914<br>1¢  | 1914<br>2¢                | 1914<br>3¢                | 1914<br>4¢                | 1914<br>5¢  | 1914<br>6¢  | 1914<br>7¢  |
|             | 1914<br>8¢                | 1914<br>9¢                | 1914<br>10¢               | 1914<br>12¢ |             |             |
|             |                           | 1914<br>Postage Due<br>1¢ | 1914<br>Postage Due<br>2¢ |             |             |             |
| 1917<br>1¢  | 1917<br>3¢ booklet single | 1917<br>4¢                | 1917<br>6¢                | 1917<br>7¢  | 1917<br>8¢  | 1917<br>9¢  |
| 1917<br>11¢ | 1917<br>12¢               | 1917<br>13¢               | 1917<br>15¢               | 1917<br>20¢ | 1917<br>30¢ | 1917<br>50¢ |
|             |                           |                           | 1917<br>Postage Due<br>2¢ |             |             |             |

# Pennsylvania

## Bedford - Type 549 WC

1918 Air Post  
6¢

1918 Air Post  
16¢

1918 Air Post  
24¢

1918 Offset  
3¢

1919 Victory  
3¢

1920 Pilgrim  
1¢

1920 Pilgrim  
2¢

1920 Pilgrim  
5¢

1921 pf 10x10  
Rotary  
1¢

# Pennsylvania

## Bedford - Type 563

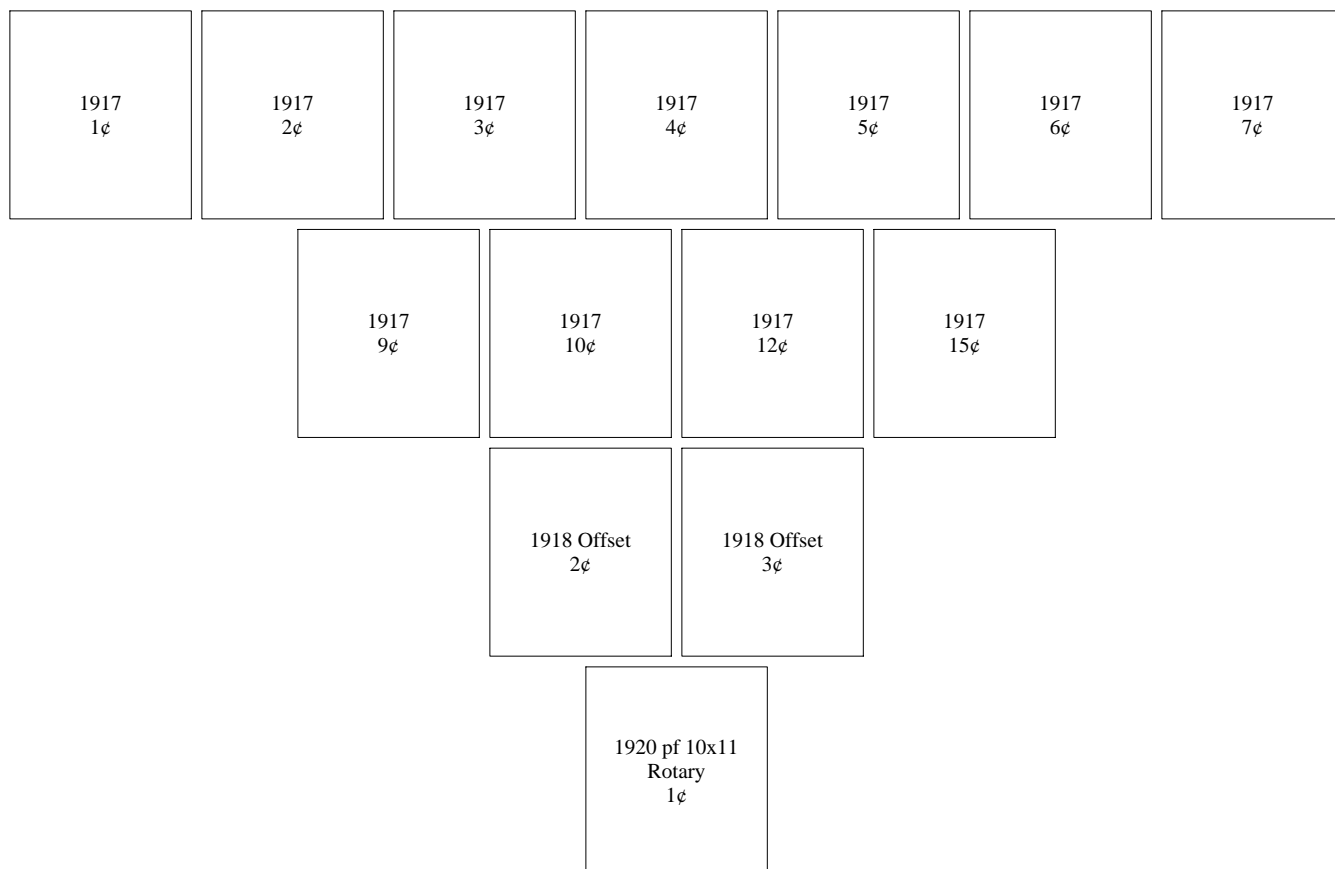
|            |             |
|------------|-------------|
| 1917<br>7¢ | 1917<br>11¢ |
|------------|-------------|

## Bedford - Type L-1 HS

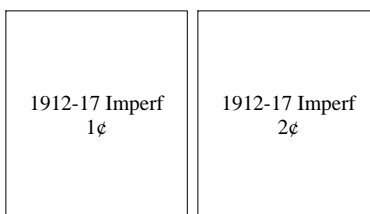
|                               |            |             |
|-------------------------------|------------|-------------|
| 1917<br>6¢                    | 1917<br>8¢ | 1917<br>20¢ |
| 1921 pf 10x10<br>Rotary<br>1¢ |            |             |

# Pennsylvania

## Belle Vernon - Type 462



## Bethayres - Type 608



# Pennsylvania

## Bethayres - Type 608

1920 Pilgrim  
2¢

## Bethlehem - Type 209

1917  
1¢

1917  
1¢ inverted

1917  
2¢

1917  
3¢

1917  
4¢

1917  
4¢ inverted

1917  
4¢ double (NdiagD)

1917  
5¢

1917  
6¢

1917  
6¢ inverted

1917  
6¢ double (NI)

1917  
7¢

1917  
7¢ double

1917  
8¢

1917  
9¢

1917  
9¢ double

1917  
9¢ Scott 509a perf 10 at top or bottom

1917  
10¢

1917  
10¢ double

1917  
11¢

1917  
12¢

1917  
13¢

1917  
15¢

1917  
20¢

1917  
30¢

1917  
50¢

1917  
50¢ double

1917  
\$1

# Pennsylvania

## Bethlehem - Type 209

1918 Offset  
2¢

1918 Offset  
2¢ double

1918 Offset  
3¢

1919 Victory  
3¢

1920 pf 10x11  
Rotary  
1¢

1920 Pilgrim  
1¢

1920 Pilgrim  
1¢ double invert

1920 Pilgrim  
1¢ double (NI)

1920 Pilgrim  
2¢

1920 Pilgrim  
5¢

1920 Pilgrim  
5¢ double

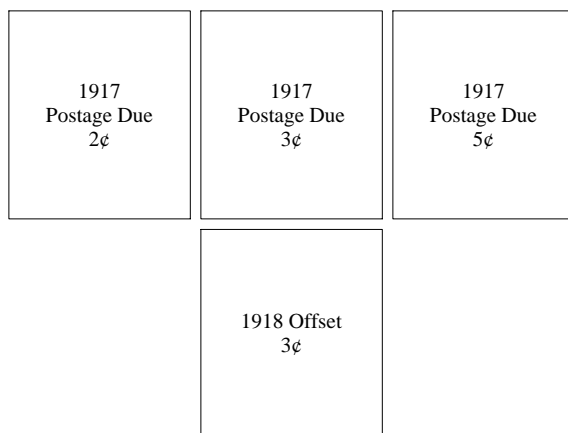
1921 pf 10x10  
Rotary  
1¢

1921 pf 10x10  
Rotary  
1¢ double

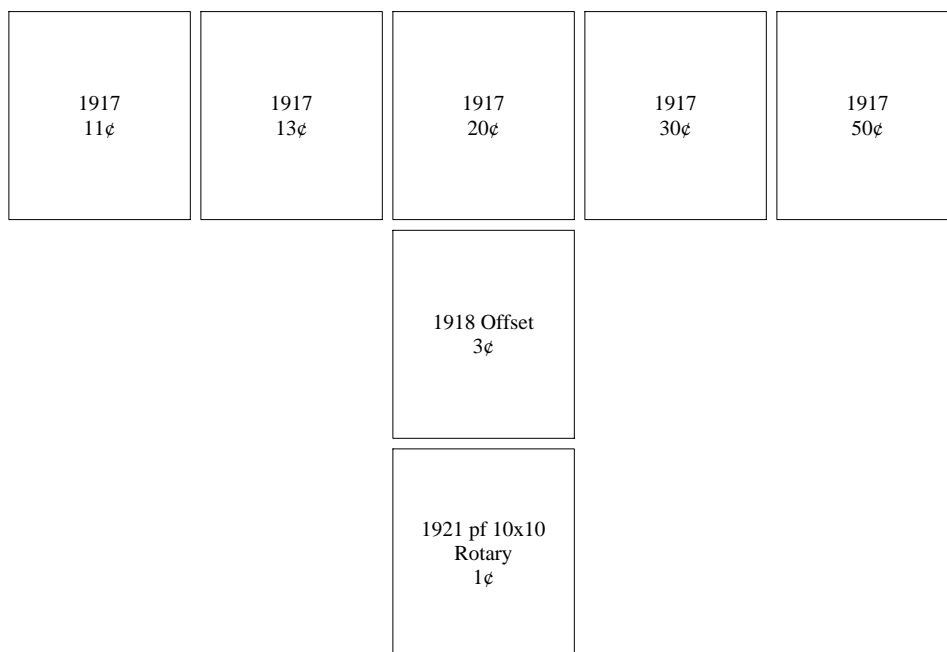


# Pennsylvania

## Bethlehem - Type 482



## Bethlehem - Type 513




# Pennsylvania

## Braddock - Type 457

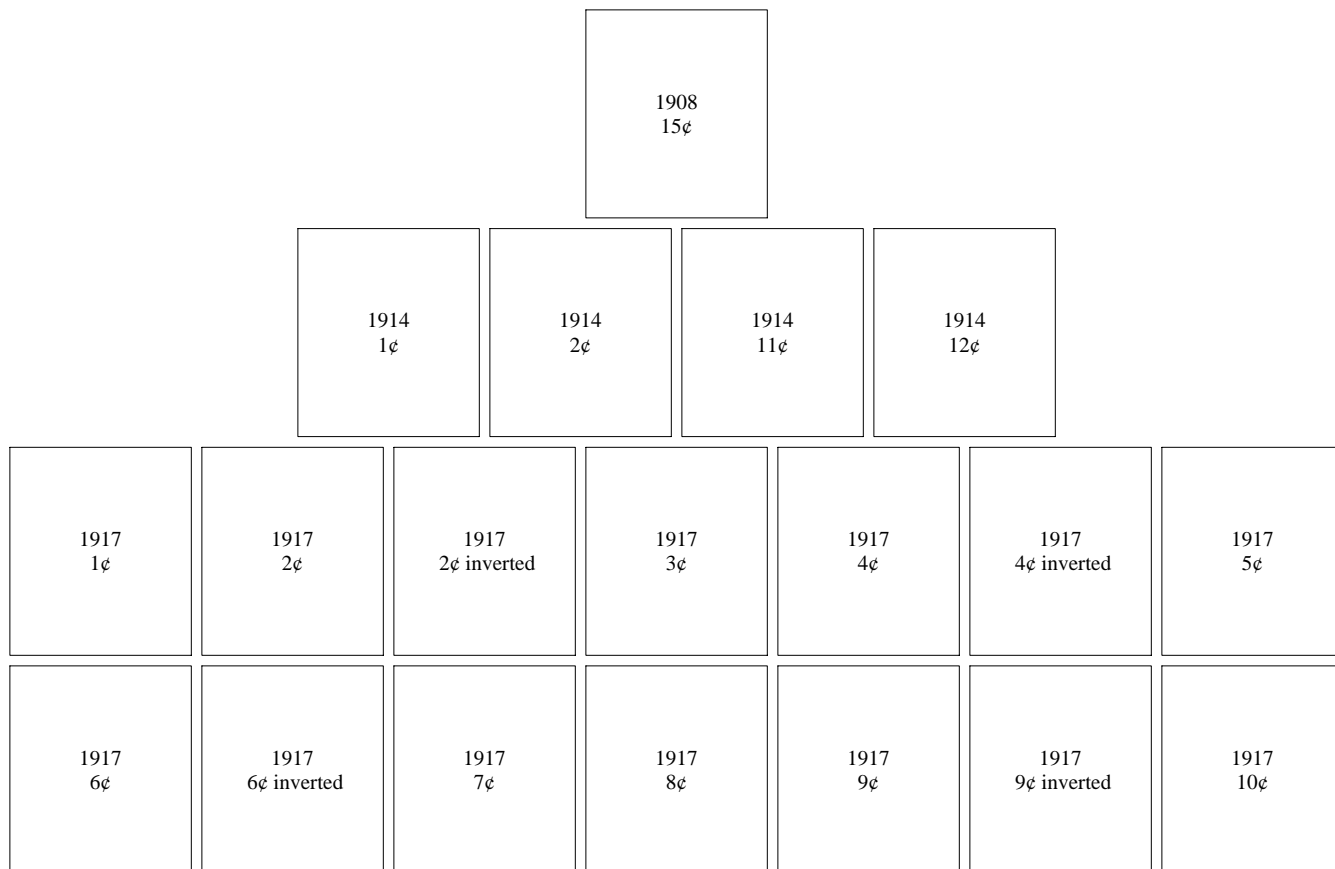
|                           |                           |                               |                           |                            |             |             |
|---------------------------|---------------------------|-------------------------------|---------------------------|----------------------------|-------------|-------------|
| 1917<br>1¢                | 1917<br>2¢                | 1917<br>6¢                    | 1917<br>8¢                | 1917<br>10¢                | 1917<br>15¢ | 1917<br>20¢ |
|                           |                           |                               | 1917<br>50¢               |                            |             |             |
| 1917<br>Postage Due<br>1¢ | 1917<br>Postage Due<br>2¢ | 1917<br>Postage Due<br>3¢     | 1917<br>Postage Due<br>5¢ | 1917<br>Postage Due<br>10¢ |             |             |
|                           |                           | 1917 Special Delivery<br>10¢  |                           |                            |             |             |
|                           |                           | 1918 Offset<br>3¢             |                           |                            |             |             |
|                           |                           | 1920 pf 10x11<br>Rotary<br>1¢ |                           |                            |             |             |

# Pennsylvania

## Braddock - Type 466

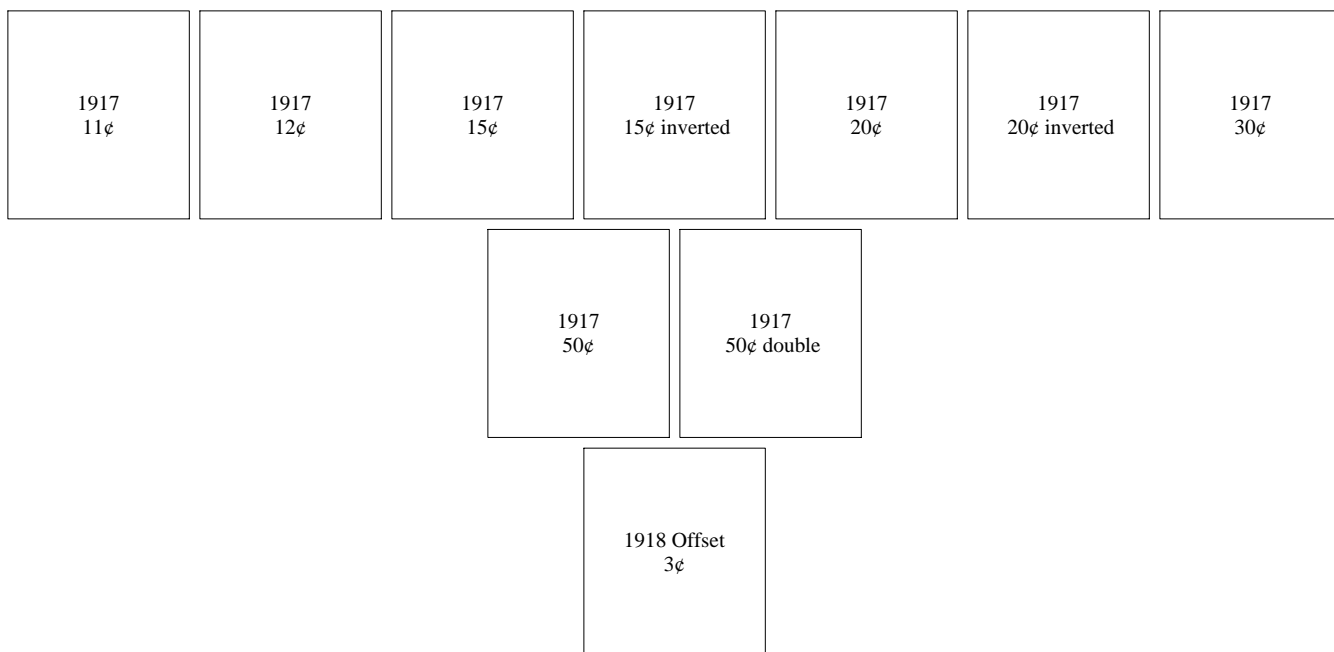


## Bradford - Type 212




# Pennsylvania

## Bradford - Type 212

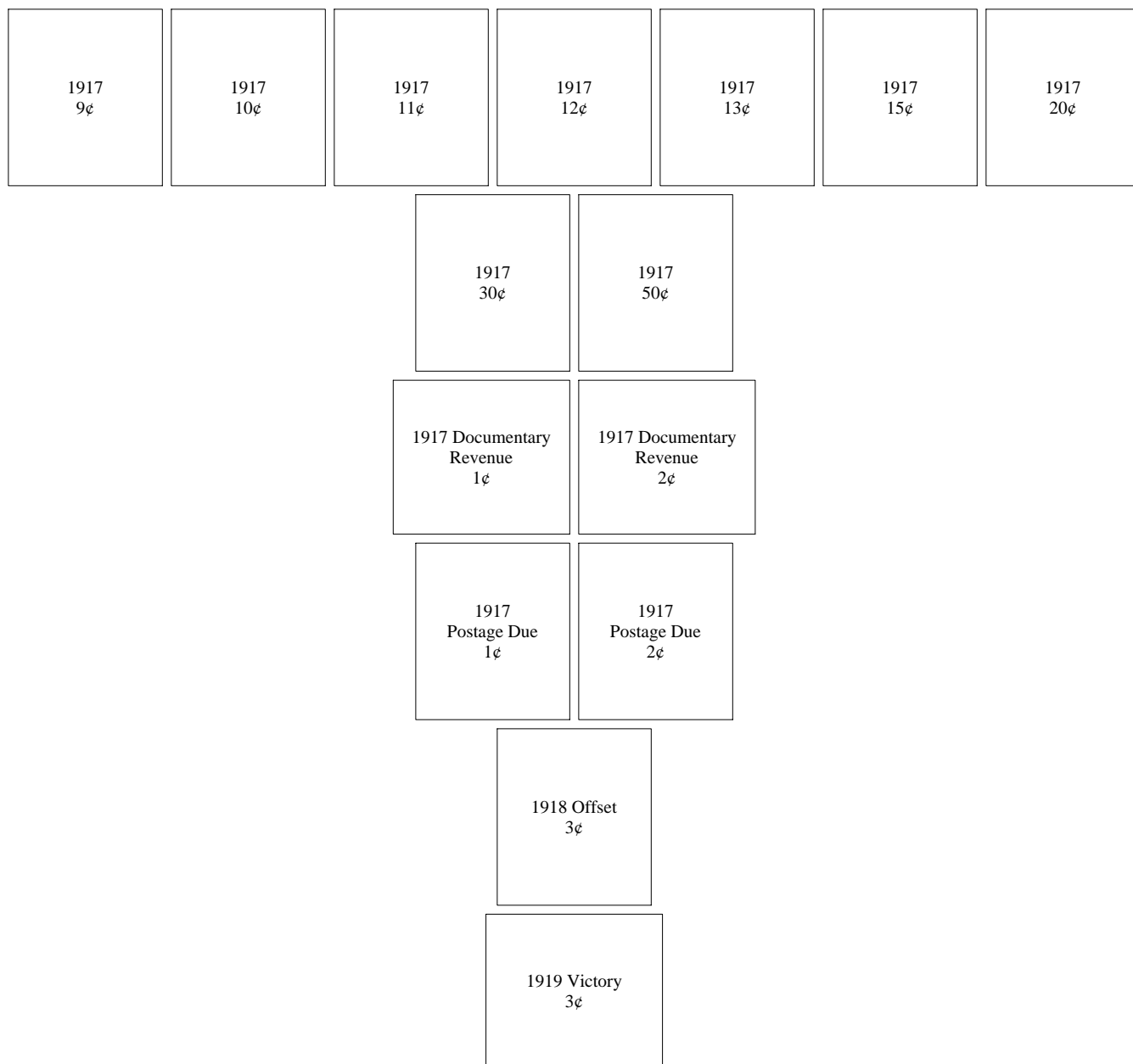


## Bradford - Type 457



# Pennsylvania

## Bradford - Type 457



# Pennsylvania

## Bradford - Type 457

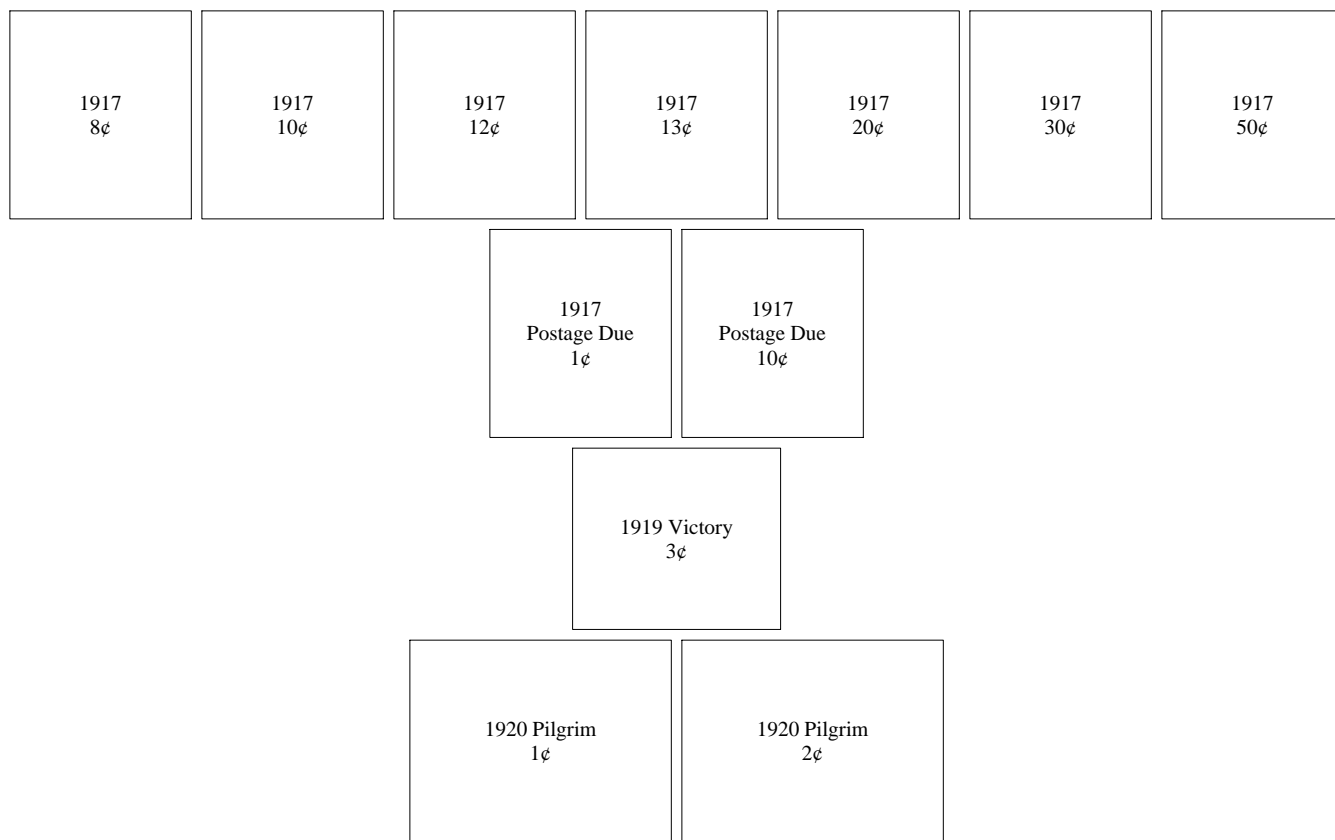
|                    |                    |                    |
|--------------------|--------------------|--------------------|
| 1920 Pilgrim<br>1¢ | 1920 Pilgrim<br>2¢ | 1920 Pilgrim<br>5¢ |
|--------------------|--------------------|--------------------|

## Bradford - Type 549

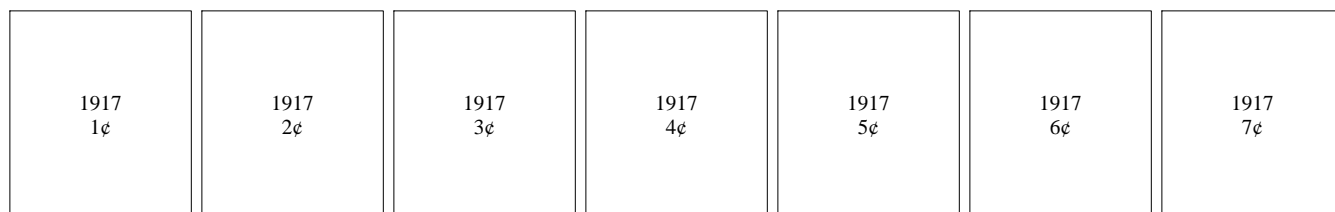
|                            |            |             |             |             |            |             |
|----------------------------|------------|-------------|-------------|-------------|------------|-------------|
| 1911<br>Postage Due<br>10¢ |            |             |             |             |            |             |
| 1914<br>1¢                 | 1914<br>2¢ | 1914<br>4¢  | 1914<br>5¢  | 1914<br>6¢  | 1914<br>7¢ | 1914<br>10¢ |
|                            |            | 1914<br>11¢ | 1914<br>12¢ | 1914<br>20¢ |            |             |
| 1917<br>1¢                 | 1917<br>2¢ | 1917<br>3¢  | 1917<br>4¢  | 1917<br>5¢  | 1917<br>6¢ | 1917<br>7¢  |

# Pennsylvania

## Bradford - Type 549



## Bridgeport - Type 462 (PA)



# Pennsylvania

## Bridgeport - Type 462 (PA)

|            |            |                                   |                                   |                    |             |             |
|------------|------------|-----------------------------------|-----------------------------------|--------------------|-------------|-------------|
| 1917<br>8¢ | 1917<br>9¢ | 1917<br>10¢                       | 1917<br>11¢                       | 1917<br>12¢        | 1917<br>13¢ | 1917<br>15¢ |
|            |            | 1917<br>20¢                       | 1917<br>30¢                       | 1917<br>50¢        |             |             |
|            |            | 1917 Documentary<br>Revenue<br>1¢ | 1917 Documentary<br>Revenue<br>2¢ |                    |             |             |
|            |            | 1918 Offset<br>1¢                 | 1918 Offset<br>2¢                 | 1918 Offset<br>3¢  |             |             |
|            |            |                                   | 1919 Victory<br>3¢                |                    |             |             |
|            |            | 1920 Pilgrim<br>1¢                | 1920 Pilgrim<br>2¢                | 1920 Pilgrim<br>5¢ |             |             |



# Pennsylvania

## Bridgeport - Type 462 (PA)

1921 pf 10x10  
Rotary  
1¢

## Bridgeport - Type 462 (Penna)

1917  
1¢

1917  
2¢

1917  
3¢

1917  
4¢

1917  
5¢

1917  
6¢

1917  
7¢

1917  
8¢

1917  
9¢

1917  
10¢

1917  
12¢

1917  
15¢

1917  
20¢

1917  
30¢

1917  
50¢

1917 Documentary  
Revenue  
1¢


1917 Documentary  
Revenue  
2¢

# Pennsylvania


## Bridgeport - Type 462 (Penna)



## Bridgeport - Type 704

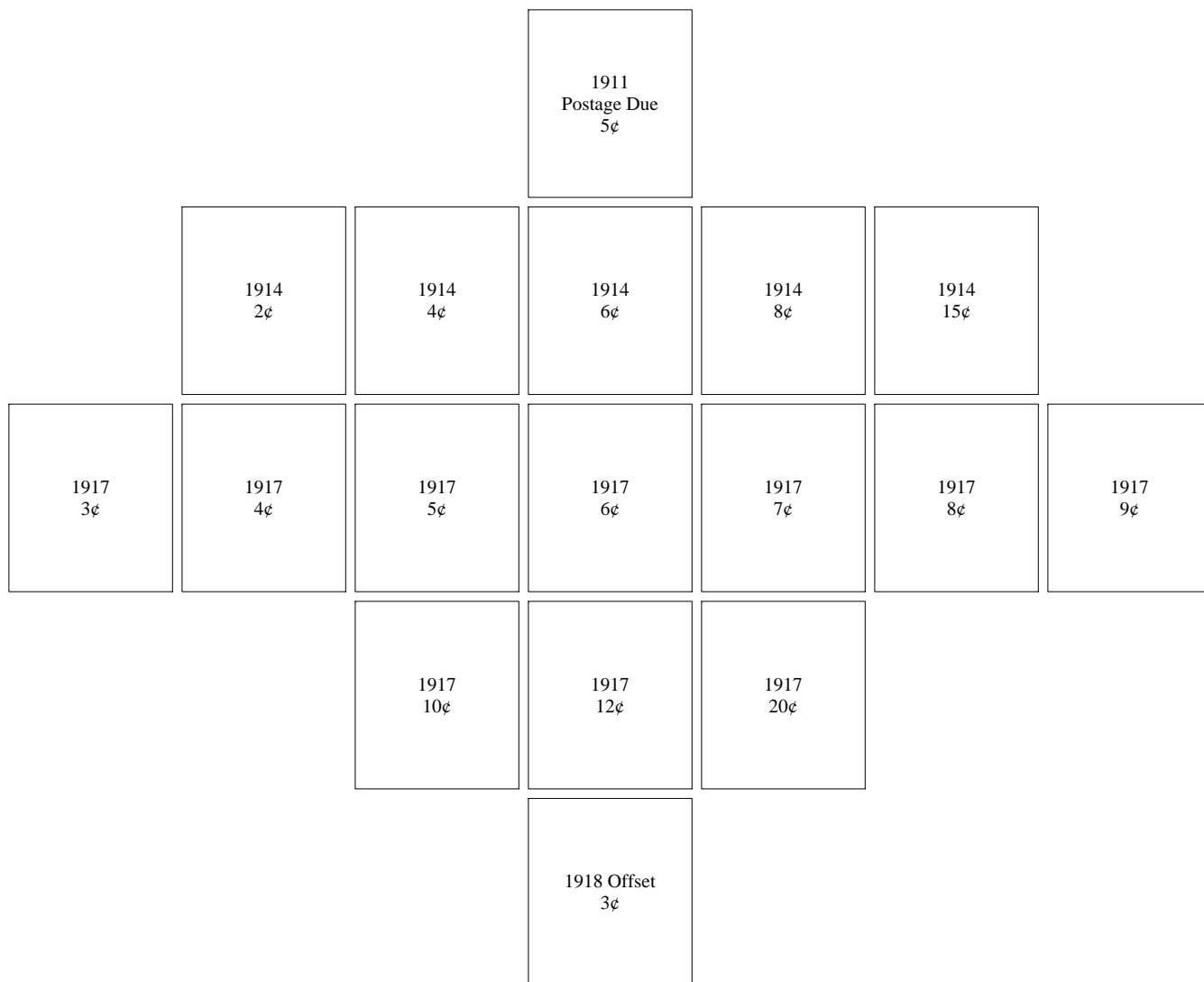


## Brookville - Type 454



# Pennsylvania

## Brookville - Type 454



# Pennsylvania

## Brookville - Type 461

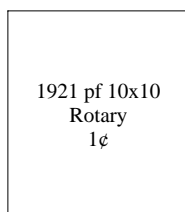
|            |            |            |                   |             |             |            |
|------------|------------|------------|-------------------|-------------|-------------|------------|
| 1917<br>1¢ | 1917<br>2¢ | 1917<br>3¢ | 1917<br>4¢        | 1917<br>5¢  | 1917<br>6¢  | 1917<br>7¢ |
|            | 1917<br>8¢ | 1917<br>9¢ | 1917<br>10¢       | 1917<br>15¢ | 1917<br>20¢ |            |
|            |            |            | 1918 Offset<br>3¢ |             |             |            |

## Brookville - Type L-1 TS

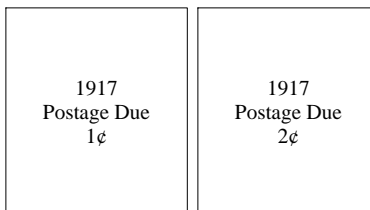
|            |            |            |             |             |            |             |
|------------|------------|------------|-------------|-------------|------------|-------------|
| 1917<br>1¢ | 1917<br>2¢ | 1917<br>3¢ | 1917<br>4¢  | 1917<br>7¢  | 1917<br>8¢ | 1917<br>10¢ |
|            |            |            | 1917<br>15¢ | 1917<br>30¢ |            |             |

# Pennsylvania


## Brookville - Type L-1 TS



## Brookville - Type L-2 E

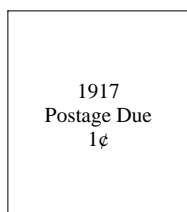


## Bryn Mawr - Type 573







# Pennsylvania

## Bryn Mawr - Type 632



## Butler - Type 547



# Pennsylvania

## Butler - Type 547

1919 Victory  
3¢

1921 pf 10x10  
Rotary  
1¢

## Camp Hill - Type 577

1917  
11¢

1917  
12¢

1917  
13¢

1917  
30¢

1917  
Postage Due  
½¢

1917  
Postage Due  
1¢

1917  
Postage Due  
2¢

1917  
Postage Due  
3¢

1918 Offset  
3¢

# Pennsylvania

## Camp Hill - Type 577

1921 pf 10x10  
Rotary  
1¢

## Canonsburg - Type L-1 HS

1908  
2¢

1908  
3¢

1908  
4¢

1908  
10¢

1908  
13¢

1908  
15¢

1912  
1¢

1912  
2¢

1912  
8¢

1913 Parcel Post  
1¢

1913 Parcel Post  
4¢

1913 Parcel Post  
5¢


1913 Parcel Post  
20¢

1913 Parcel Post  
25¢




# Pennsylvania


## Canonsburg - Type L-1 HS



## Carbondale - Type 482

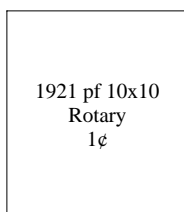


## Carbondale - Type 513

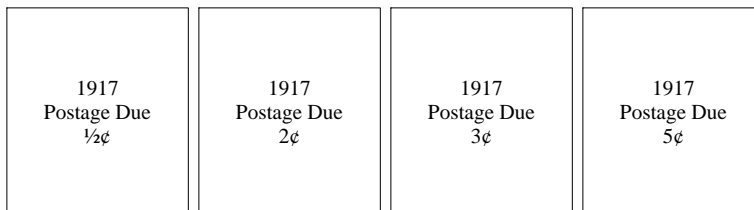


# Pennsylvania

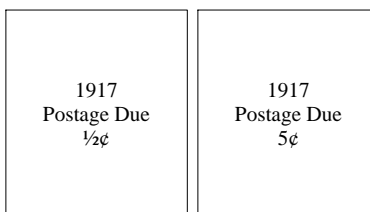
## Carbondale - Type 513



## Carlisle - Type 466





## Carlisle - Type 703






# Pennsylvania

## Chambersburg - Type 486




## Chambersburg - Type L-1 HS




# Pennsylvania

## Chambersburg - Type L-2 HS

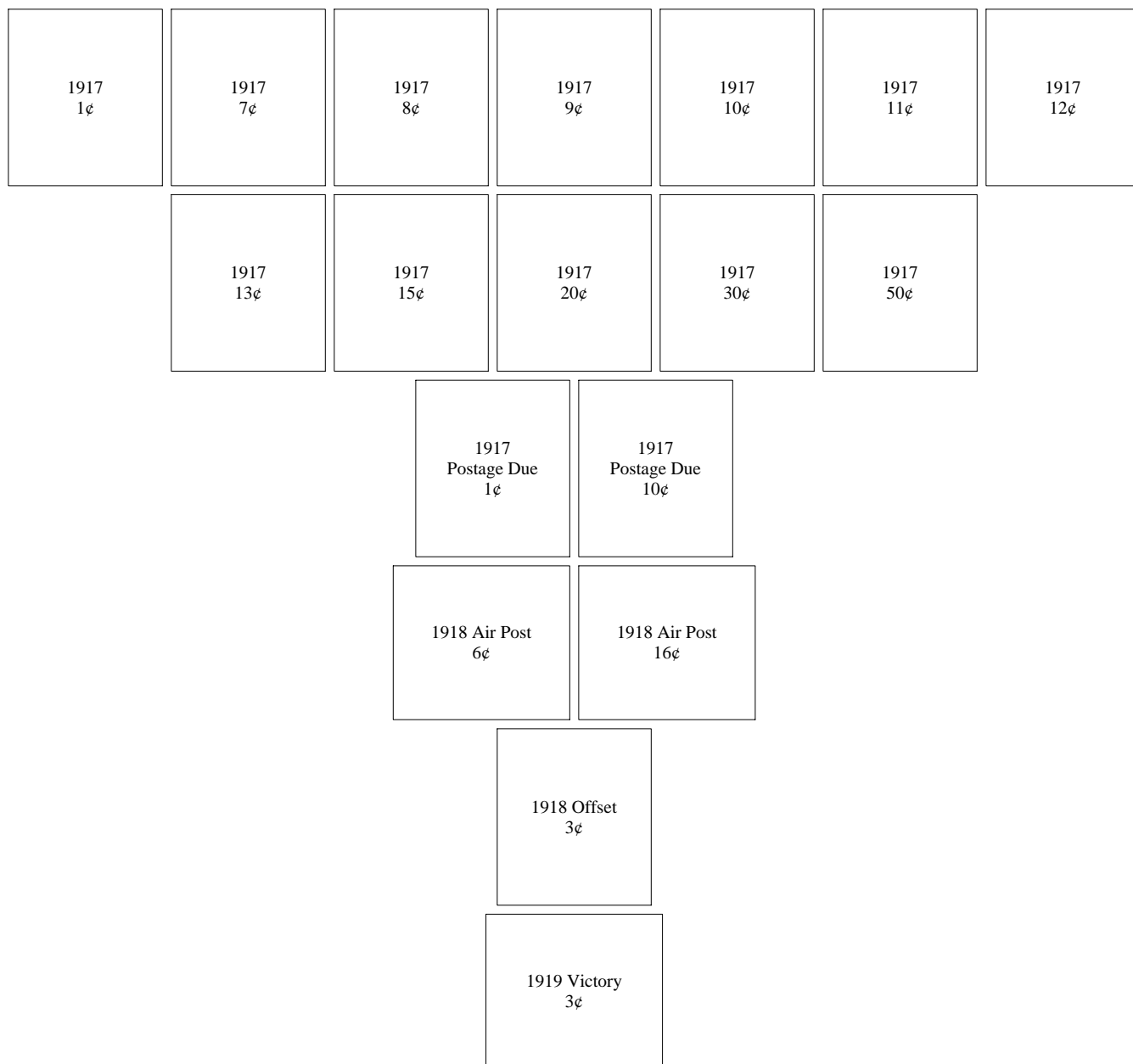


## Charleroi - Type 549



# Pennsylvania

## Chester - Type 548 NC



# Pennsylvania

## Chester - Type 548 NC

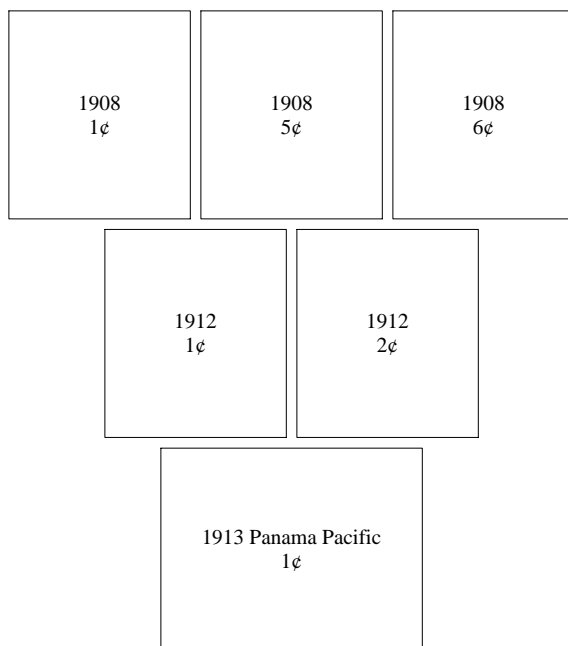
|                    |                    |                    |
|--------------------|--------------------|--------------------|
| 1920 Pilgrim<br>1¢ | 1920 Pilgrim<br>2¢ | 1920 Pilgrim<br>5¢ |
|--------------------|--------------------|--------------------|

## Chester - Type 549 WC

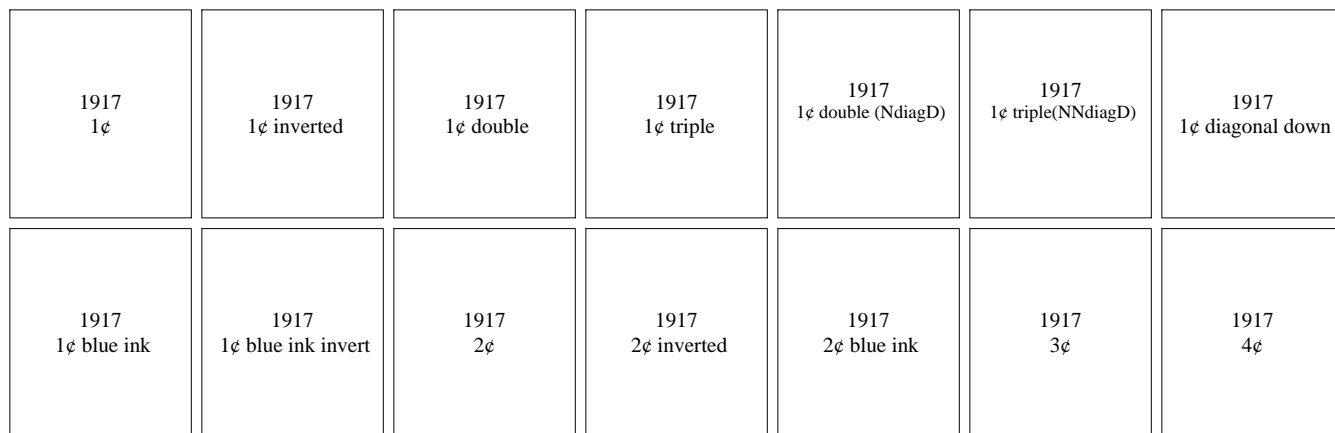
|            |            |                   |             |             |            |            |
|------------|------------|-------------------|-------------|-------------|------------|------------|
| 1914<br>1¢ | 1914<br>2¢ | 1914<br>3¢        | 1914<br>4¢  | 1914<br>5¢  | 1914<br>6¢ | 1914<br>7¢ |
|            |            | 1914<br>8¢        | 1914<br>9¢  | 1914<br>10¢ |            |            |
|            | 1917<br>1¢ | 1917<br>2¢        | 1917<br>10¢ | 1917<br>15¢ |            |            |
|            |            | 1918 Offset<br>2¢ |             |             |            |            |

# Pennsylvania

## Chester - Type L-1 HS



## Clearfield - Type 219



# Pennsylvania

## Clearfield - Type 219

|                     |                      |                           |                                    |                           |                      |                      |
|---------------------|----------------------|---------------------------|------------------------------------|---------------------------|----------------------|----------------------|
| 1917<br>4¢ inverted | 1917<br>5¢           | 1917<br>5¢ inverted       | 1917<br>5¢ blue ink                | 1917<br>6¢                | 1917<br>6¢ inverted  | 1917<br>7¢           |
| 1917<br>7¢ inverted | 1917<br>8¢           | 1917<br>8¢ inverted       | 1917<br>9¢                         | 1917<br>9¢ inverted       | 1917<br>10¢          | 1917<br>10¢ inverted |
| 1917<br>11¢         | 1917<br>11¢ inverted | 1917<br>12¢               | 1917<br>12¢ inverted               | 1917<br>15¢               | 1917<br>15¢ inverted | 1917<br>20¢          |
|                     | 1917<br>20¢ inverted | 1917<br>20¢ double        | 1917<br>30¢                        | 1917<br>50¢               | 1917<br>50¢ inverted |                      |
|                     |                      | 1917<br>Postage Due<br>1¢ | 1917<br>Postage Due<br>1¢ inverted | 1917<br>Postage Due<br>2¢ |                      |                      |
|                     |                      |                           | 1918 Offset<br>2¢                  | 1918 Offset<br>3¢         |                      |                      |



# Pennsylvania

## Clearfield - Type 219


|                               |                                      |
|-------------------------------|--------------------------------------|
| 1921 pf 10x10<br>Rotary<br>1¢ | 1921 pf 10x10<br>Rotary<br>1¢ double |
|-------------------------------|--------------------------------------|

## Coatesville - Type 407

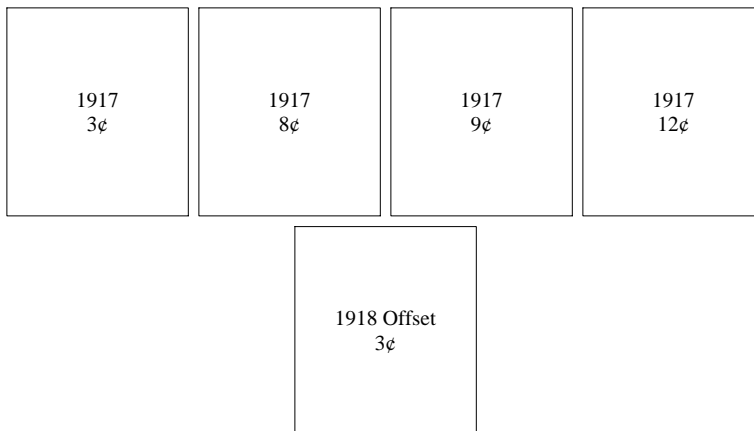
|             |
|-------------|
| 1912<br>12¢ |
| 1914<br>9¢  |

# Pennsylvania

## Coatesville - Type 471



## Coatesville - Type 553



# Pennsylvania

## Columbia - Type 549

1917  
1¢

1917  
Postage Due  
 $\frac{1}{2}$ ¢

## Connellsville - Type 230

1917  
8¢

1917  
11¢

1917  
30¢

1917  
Postage Due  
 $\frac{1}{2}$ ¢

1917  
Postage Due  
1¢

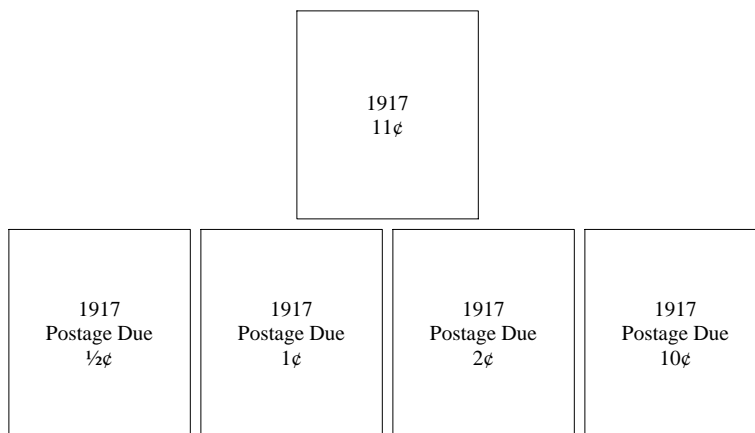
1917  
Postage Due  
1¢ inverted

1917  
Postage Due  
1¢ double


1917  
Postage Due  
2¢

# Pennsylvania

## Connellsville - Type 459



## Connellsville - Type L-1 HS

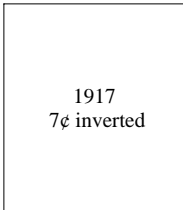
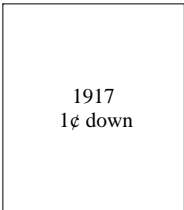


# Pennsylvania




## Connellsville - Type L-1 HS



## Connellsville - Type L-2 TS




## Connellsville - Type L-3 M





# Pennsylvania

## Connellsville - Type L-3 M



## Conshohocken - Type 230



# Pennsylvania

## Conshohocken - Type 462

1912  
1¢

1914  
1¢

1917  
1¢

1917  
2¢

1917  
4¢

1917  
5¢

1917  
6¢

1917  
7¢

1917  
8¢

1917  
9¢

1917  
10¢

1917  
12¢

1917  
13¢

1917  
15¢

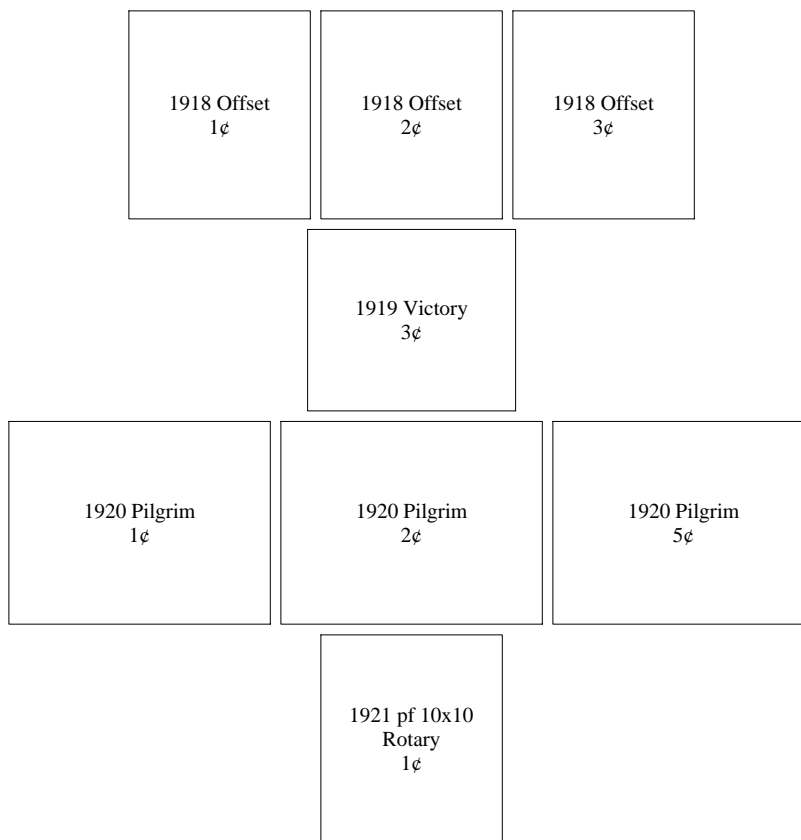
1917  
20¢

1917  
Postage Due  
10¢


1918 Air Post  
6¢

# Pennsylvania

## Conshohocken - Type 462



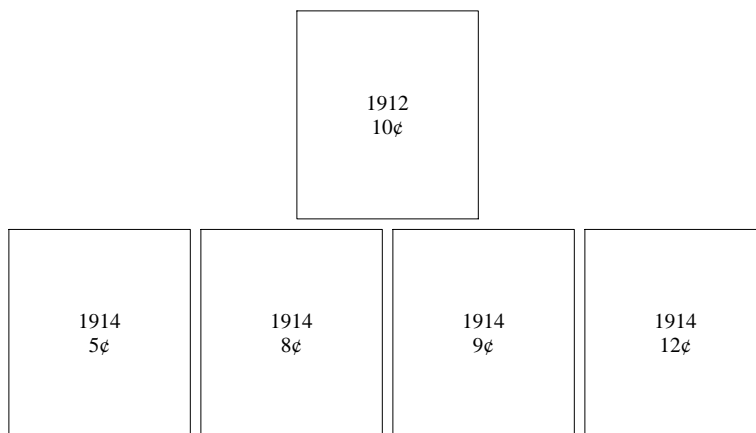
## Conshohocken - Type 578



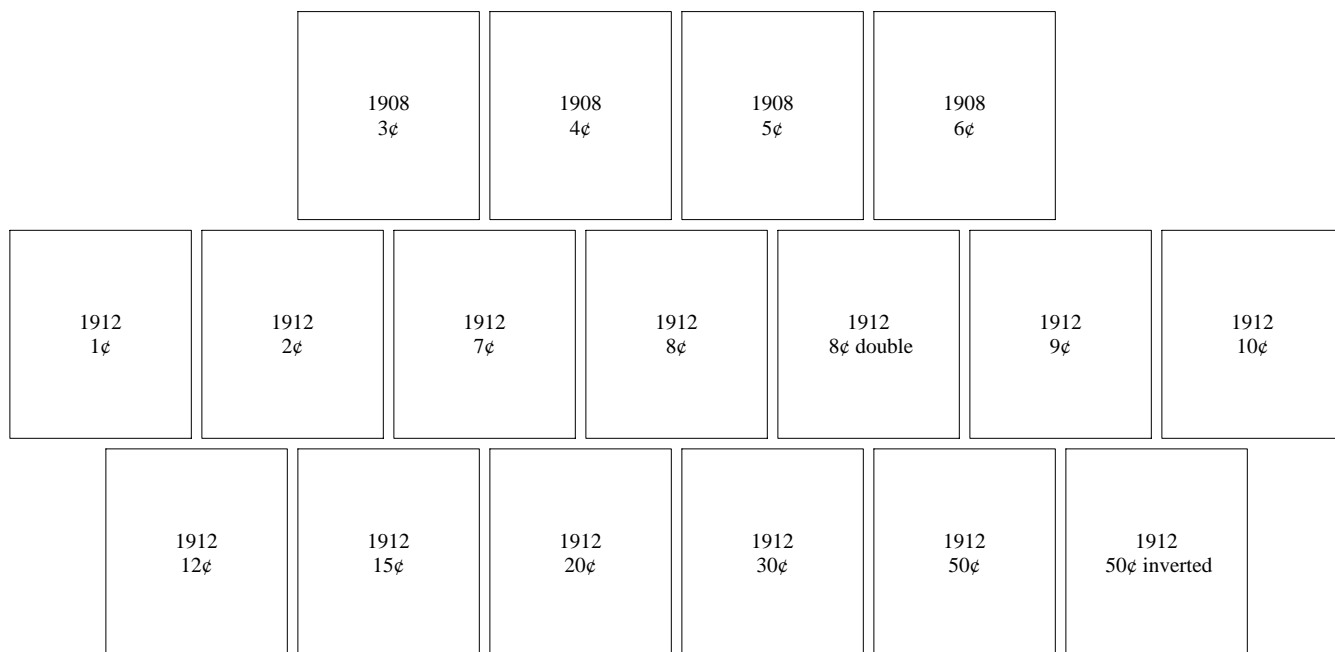


# Pennsylvania

## Coraopolis - Type 410



## Corry - Type 204



# Pennsylvania

## Corry - Type 204

1913 Parcel Post  
4¢ up

1913 Parcel Post  
5¢ up

1914  
1¢

1914  
2¢

1914  
2¢ inverted

1914  
3¢

1914  
4¢

1914  
5¢

1914  
6¢

1914  
7¢

1914  
8¢

1914  
9¢

1914  
10¢

1914  
10¢ inverted

1914  
11¢

1914  
12¢

1914  
15¢

1914  
20¢

1914  
30¢

1914  
30¢ inverted

1914  
50¢

1914  
\$1

1917  
1¢

1917  
1¢ inverted

1917  
2¢

1917  
2¢ inverted

1917  
2¢ double

1917  
2¢ double (NI)

1917  
3¢

1917  
4¢

1917  
4¢ inverted

1917  
4¢ double

1917  
4¢ double (NI)

1917  
5¢

1917  
5¢ double

1917  
6¢

# Pennsylvania

## Corry - Type 204

|                           |                                    |                           |                                    |                                    |                   |                      |
|---------------------------|------------------------------------|---------------------------|------------------------------------|------------------------------------|-------------------|----------------------|
| 1917<br>7¢                | 1917<br>7¢ double                  | 1917<br>8¢                | 1917<br>9¢                         | 1917<br>9¢ inverted                | 1917<br>9¢ double | 1917<br>10¢          |
| 1917<br>10¢ inverted      | 1917<br>10¢ double                 | 1917<br>11¢               | 1917<br>11¢ inverted               | 1917<br>11¢ double                 | 1917<br>12¢       | 1917<br>12¢ inverted |
| 1917<br>15¢               | 1917<br>15¢ inverted               | 1917<br>15¢ double        | 1917<br>20¢                        | 1917<br>20¢ double                 | 1917<br>20¢ down  | 1917<br>30¢          |
| 1917<br>50¢               |                                    | 1917<br>\$1               |                                    |                                    |                   |                      |
| 1917<br>Postage Due<br>1¢ | 1917<br>Postage Due<br>1¢ inverted | 1917<br>Postage Due<br>2¢ | 1917<br>Postage Due<br>2¢ inverted | 1917<br>Postage Due<br>5¢ inverted |                   |                      |
| 1918 Air Post<br>6¢ up    |                                    | 1918 Air Post<br>16¢ up   | 1918 Air Post<br>24¢ up            |                                    |                   |                      |

# Pennsylvania

## Corry - Type 204

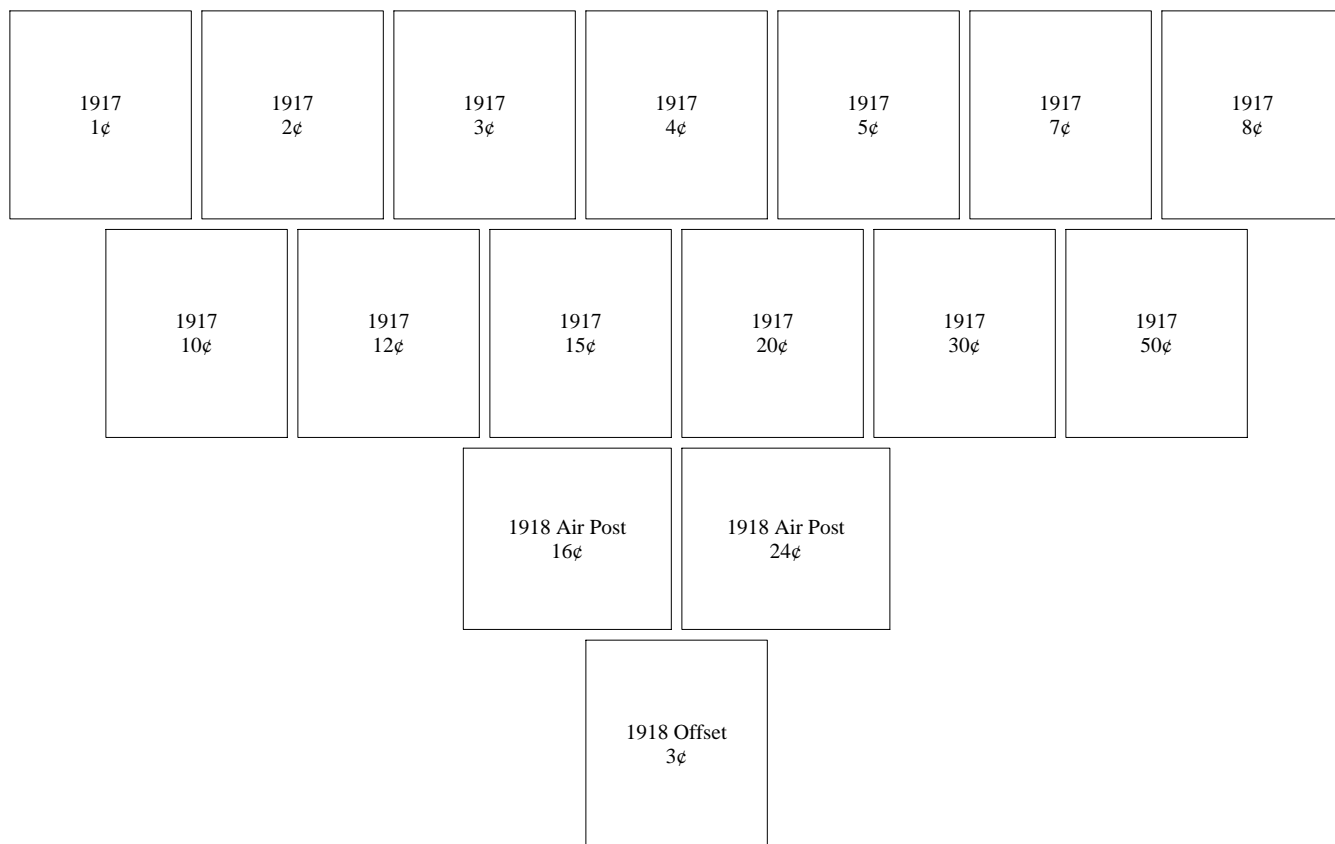
|                   |                   |                            |                          |
|-------------------|-------------------|----------------------------|--------------------------|
| 1918 Offset<br>2¢ | 1918 Offset<br>3¢ | 1918 Offset<br>3¢ inverted | 1918 Offset<br>3¢ double |
|-------------------|-------------------|----------------------------|--------------------------|

## Corry - Type 402


|            |            |             |             |             |             |             |             |  |  |  |  |  |  |  |  |  |  |  |  |  |  |
|------------|------------|-------------|-------------|-------------|-------------|-------------|-------------|--|--|--|--|--|--|--|--|--|--|--|--|--|--|
|            |            |             |             |             |             |             |             |  |  |  |  |  |  |  |  |  |  |  |  |  |  |
|            |            |             | 1908<br>4¢  |             |             | 1908<br>6¢  |             |  |  |  |  |  |  |  |  |  |  |  |  |  |  |
|            |            | 1912<br>7¢  | 1912<br>9¢  | 1912<br>10¢ | 1912<br>15¢ | 1912<br>20¢ | 1912<br>30¢ |  |  |  |  |  |  |  |  |  |  |  |  |  |  |
| 1914<br>3¢ | 1914<br>4¢ | 1914<br>5¢  | 1914<br>6¢  | 1914<br>7¢  | 1914<br>8¢  | 1914<br>11¢ |             |  |  |  |  |  |  |  |  |  |  |  |  |  |  |
|            |            | 1914<br>12¢ | 1914<br>15¢ | 1914<br>20¢ | 1914<br>30¢ | 1914<br>50¢ |             |  |  |  |  |  |  |  |  |  |  |  |  |  |  |

# Pennsylvania

## Corry - Type 402



## Corry - Type L-1 HS



# Pennsylvania

## Corry - Type L-1 HS

1911  
Postage Due  
2¢

1914  
1¢

1917  
Postage Due  
2¢

1918 Air Post  
6¢

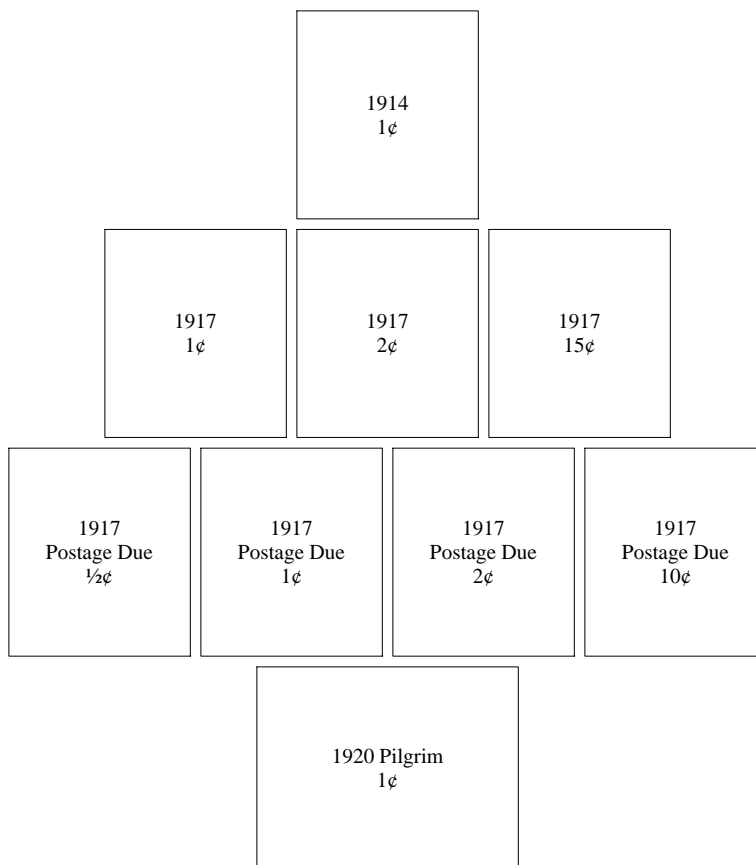
1918 Air Post  
24¢

## Danville - Type 493

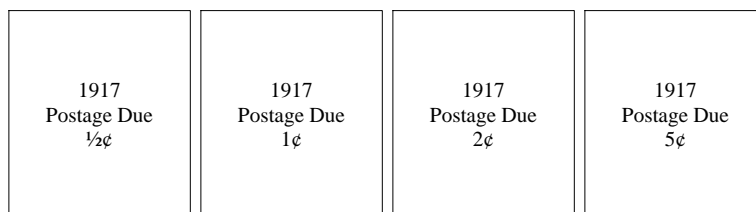
1917  
50¢

# Pennsylvania

## Darby - Type 522



## Donora - Type 455



# Pennsylvania

## Donora - Type 573

|                           |                           |                           |
|---------------------------|---------------------------|---------------------------|
| 1917<br>Postage Due<br>1¢ | 1917<br>Postage Due<br>2¢ | 1917<br>Postage Due<br>5¢ |
|---------------------------|---------------------------|---------------------------|

## Dubois - Type 203

|            |            |                   |                   |                      |                        |             |
|------------|------------|-------------------|-------------------|----------------------|------------------------|-------------|
|            |            |                   |                   |                      |                        |             |
|            |            | 1908<br>3¢        | 1908<br>3¢ double | 1908<br>4¢           | 1908<br>4¢ double      |             |
| 1912<br>1¢ | 1912<br>7¢ | 1912<br>7¢ double | 1912<br>8¢        | 1912<br>8¢ double    | 1912<br>9¢             | 1912<br>10¢ |
|            |            |                   | 1912<br>12¢       | 1912<br>12¢ inverted |                        |             |
| 1914<br>1¢ | 1914<br>2¢ | 1914<br>3¢        | 1914<br>4¢        | 1914<br>5¢           | 1914<br>5¢ double (NI) | 1914<br>6¢  |



# Pennsylvania

## Dubois - Type 203

|                     |                     |                     |                           |                           |                      |                     |
|---------------------|---------------------|---------------------|---------------------------|---------------------------|----------------------|---------------------|
| 1914<br>6¢ inverted | 1914<br>6¢ double   | 1914<br>7¢          | 1914<br>7¢ inverted       | 1914<br>8¢                | 1914<br>9¢           | 1914<br>10¢         |
|                     |                     | 1914<br>11¢         | 1914<br>11¢ inverted      | 1914<br>12¢               | 1914<br>15¢          |                     |
|                     |                     |                     | 1914<br>Postage Due<br>1¢ | 1914<br>Postage Due<br>2¢ |                      |                     |
| 1917<br>1¢          | 1917<br>1¢ inverted | 1917<br>2¢          | 1917<br>2¢ inverted       | 1917<br>3¢                | 1917<br>4¢           | 1917<br>5¢          |
| 1917<br>5¢ inverted | 1917<br>6¢          | 1917<br>6¢ inverted | 1917<br>7¢                | 1917<br>7¢ inverted       | 1917<br>8¢           | 1917<br>8¢ inverted |
| 1917<br>9¢          | 1917<br>9¢ double   | 1917<br>10¢         | 1917<br>10¢ inverted      | 1917<br>11¢               | 1917<br>11¢ inverted | 1917<br>12¢         |

# Pennsylvania

## Dubois - Type 203

|                           |                           |                               |                           |                            |                    |
|---------------------------|---------------------------|-------------------------------|---------------------------|----------------------------|--------------------|
| 1917<br>13¢               | 1917<br>15¢               | 1917<br>20¢                   | 1917<br>20¢ inverted      | 1917<br>30¢                | 1917<br>30¢ double |
| 1917<br>Postage Due<br>½¢ | 1917<br>Postage Due<br>1¢ | 1917<br>Postage Due<br>2¢     | 1917<br>Postage Due<br>3¢ | 1917<br>Postage Due<br>10¢ |                    |
|                           |                           | 1918 Offset<br>3¢             |                           |                            |                    |
|                           |                           | 1921 pf 10x10<br>Rotary<br>1¢ |                           |                            |                    |

## Dubois - Type 455

|            |            |            |            |            |            |            |
|------------|------------|------------|------------|------------|------------|------------|
| 1917<br>1¢ | 1917<br>2¢ | 1917<br>4¢ | 1917<br>5¢ | 1917<br>6¢ | 1917<br>7¢ | 1917<br>8¢ |
|------------|------------|------------|------------|------------|------------|------------|

# Pennsylvania

## Dubois - Type 455

|                    |                    |                                   |                                   |             |             |             |
|--------------------|--------------------|-----------------------------------|-----------------------------------|-------------|-------------|-------------|
| 1917<br>9¢         | 1917<br>10¢        | 1917<br>11¢                       | 1917<br>12¢                       | 1917<br>13¢ | 1917<br>15¢ | 1917<br>20¢ |
|                    |                    | 1917<br>30¢                       | 1917<br>50¢                       |             |             |             |
|                    |                    | 1917 Documentary<br>Revenue<br>1¢ | 1917 Documentary<br>Revenue<br>2¢ |             |             |             |
|                    |                    | 1917<br>Postage Due<br>1¢         | 1917<br>Postage Due<br>2¢         |             |             |             |
|                    |                    | 1918 Offset<br>2¢                 | 1918 Offset<br>3¢                 |             |             |             |
| 1920 Pilgrim<br>1¢ | 1920 Pilgrim<br>2¢ | 1920 Pilgrim<br>5¢                |                                   |             |             |             |

# Pennsylvania

## Dubois - Type 455

1921 pf 10x10  
Rotary  
1¢

## Duquesne - Type 458

1917  
1¢

1917  
3¢

1917  
4¢

1917  
5¢

1917  
6¢

1917  
7¢

1917  
8¢

1917  
9¢

1917  
10¢

1917  
11¢

1917  
12¢

1917  
20¢

1917  
30¢

1917 Documentary  
Revenue  
4¢

1918 Offset  
3¢

# Pennsylvania

## Duquesne - Type 482/484

|            |            |                       |             |             |             |             |
|------------|------------|-----------------------|-------------|-------------|-------------|-------------|
| 1917<br>3¢ | 1917<br>4¢ | 1917<br>8¢            | 1917<br>9¢  | 1917<br>12¢ | 1917<br>13¢ | 1917<br>15¢ |
|            |            | 1917<br>20¢ RK verify | 1917<br>30¢ | 1917<br>50¢ |             |             |

## Duquesne - Type L-4 HS

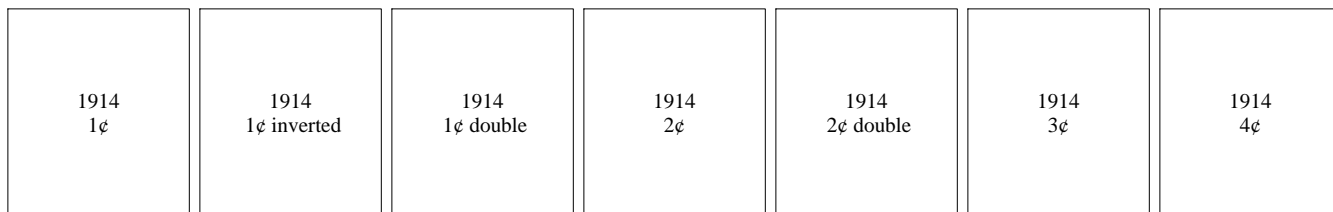
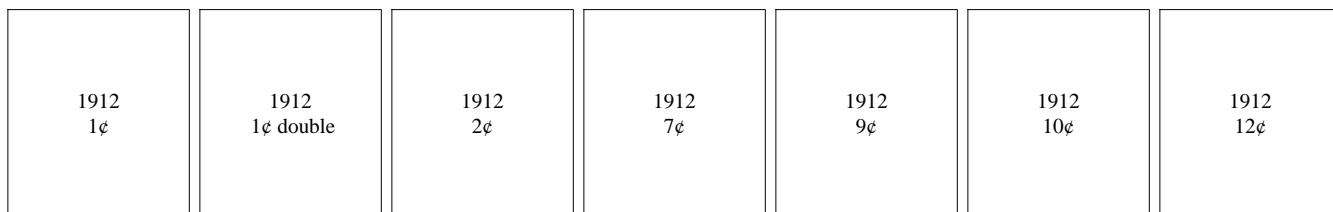

|                         |             |
|-------------------------|-------------|
| 1912<br>2¢              |             |
| 1913 Parcel Post<br>25¢ |             |
| 1914<br>7¢              | 1914<br>10¢ |

# Pennsylvania

## East Brady - Type 461



## Easton - Type 204



# Pennsylvania

## Easton - Type 204

|                   |                     |                      |                   |                   |             |             |
|-------------------|---------------------|----------------------|-------------------|-------------------|-------------|-------------|
| 1914<br>5¢        | 1914<br>5¢ inverted | 1914<br>6¢           | 1914<br>6¢ double | 1914<br>8¢        | 1914<br>9¢  | 1914<br>10¢ |
|                   |                     | 1914<br>10¢ inverted | 1914<br>11¢       | 1914<br>20¢       |             |             |
| 1917<br>1¢        | 1917<br>1¢ inverted | 1917<br>1¢ double    | 1917<br>2¢        | 1917<br>2¢ double | 1917<br>3¢  | 1917<br>4¢  |
| 1917<br>4¢ double | 1917<br>5¢          | 1917<br>5¢ double    | 1917<br>6¢        | 1917<br>7¢        | 1917<br>8¢  | 1917<br>9¢  |
| 1917<br>10¢       | 1917<br>11¢         | 1917<br>12¢          | 1917<br>13¢       | 1917<br>15¢       | 1917<br>20¢ | 1917<br>30¢ |
|                   |                     |                      | 1917<br>50¢       |                   |             |             |

# Pennsylvania

## Easton - Type 204

1917  
Postage Due  
½¢

1917  
Postage Due  
1¢

1917  
Postage Due  
2¢

1917  
Postage Due  
2¢ inverted

1917  
Postage Due  
2¢ double

1917  
Postage Due  
2¢ double (NI)

1917  
Postage Due  
3¢

1917  
Postage Due  
5¢

1917  
Postage Due  
10¢

1918 Air Post  
6¢

1918 Air Post  
16¢

1918 Air Post  
16¢ up

1918 Air Post  
16¢ down

1918 Offset  
1¢

1918 Offset  
2¢

1918 Offset  
3¢

1918 Offset  
3¢ double

1919 Victory  
3¢ down

1920 Pilgrim  
1¢

1920 Pilgrim  
1¢ inverted

1920 Pilgrim  
1¢ up

1920 Pilgrim  
2¢

1920 Pilgrim  
2¢ inverted



# Pennsylvania

## Easton - Type 204


|                               |                    |                             |
|-------------------------------|--------------------|-----------------------------|
| 1920 Pilgrim<br>2¢ up         | 1920 Pilgrim<br>5¢ | 1920 Pilgrim<br>5¢ inverted |
| 1921 pf 10x10<br>Rotary<br>1¢ |                    |                             |

## Easton - Type L-1 TS

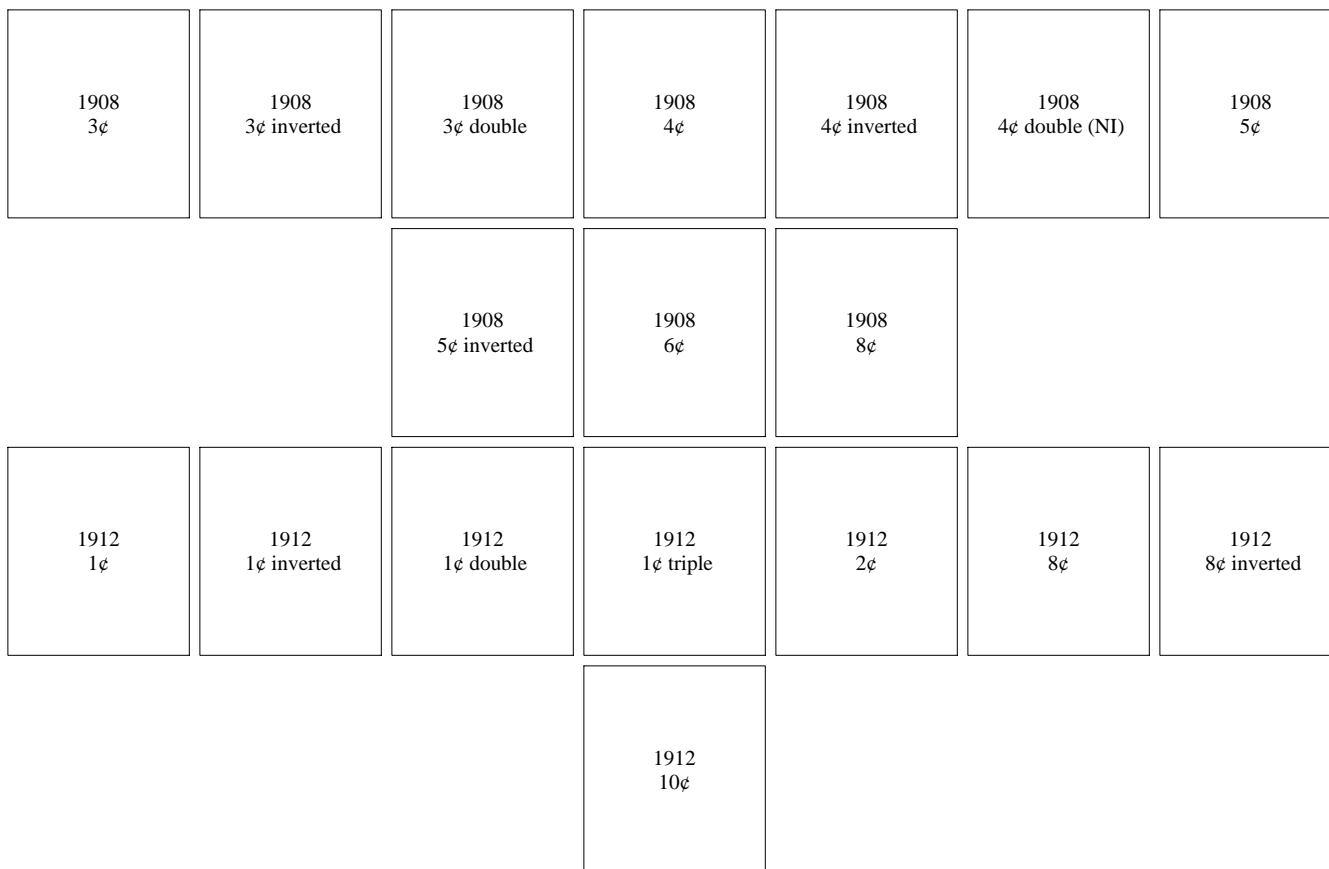
|            |                     |            |
|------------|---------------------|------------|
| 1912<br>1¢ | 1912<br>1¢ inverted | 1912<br>2¢ |
|------------|---------------------|------------|

# Pennsylvania

## Easton - Type L-2 TS



## Easton - Type L-3 TS



# Pennsylvania

## Easton - Type L-3 TS

|            |            |
|------------|------------|
| 1914<br>2¢ | 1914<br>3¢ |
|------------|------------|

## East Pittsburgh - Type 216

|                    |  |                     |                      |                      |                    |                     |
|--------------------|--|---------------------|----------------------|----------------------|--------------------|---------------------|
| 1917<br>1¢         | 1917<br>2¢   | 1917<br>2¢ inverted | 1917<br>3¢           | 1917<br>4¢           | 1917<br>5¢         | 1917<br>5¢ inverted |
| 1917<br>6¢         | 1917<br>6¢ double  | 1917<br>7¢          | 1917<br>8¢           | 1917<br>9¢           | 1917<br>9¢ double  | 1917<br>10¢         |
| 1917<br>10¢ double | 1917<br>11¢  | 1917<br>12¢         | 1917<br>15¢          | 1917<br>15¢ inverted | 1917<br>15¢ double | 1917<br>20¢         |
| 1917<br>20¢ double | 1917<br><small>20¢ Scott 515d perf 10 at top or bottom</small> | 1917<br>30¢         | 1917<br>30¢ inverted | 1917<br>50¢          | 1917<br>\$1        |                     |

# Pennsylvania

## East Pittsburgh - Type 216

|                              |                                       |                                      |
|------------------------------|---------------------------------------|--------------------------------------|
| 1917 Special Delivery<br>10¢ | 1917 Special Delivery<br>10¢ inverted | 1917 Special Delivery<br>10¢ double  |
|                              | 1918 Offset<br>2¢                     | 1918 Offset<br>3¢                    |
|                              | 1921 pf 10x10<br>Rotary<br>1¢         | 1921 pf 10x10<br>Rotary<br>1¢ double |

## East Pittsburgh - Type 226

|             |             |
|-------------|-------------|
| 1917<br>11¢ | 1917<br>\$1 |
|-------------|-------------|

# Pennsylvania

## East Pittsburgh - Type 463

1912-17 Imperf  
1¢

1912-17 Imperf  
2¢

1914  
12¢

1914  
15¢

1917  
1¢

1917  
2¢

1917  
4c

1917  
5¢

1917  
6¢

1917  
7¢

1917  
8¢

1917  
9¢

1917  
10¢

1917  
11¢

1917  
12¢

1917  
15¢

1917  
20¢

1917  
30¢


1917  
50¢

1917  
\$1



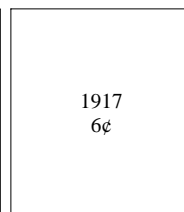






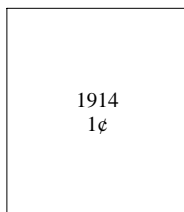


1917 Special Delivery  
10¢

# Pennsylvania

## East Pittsburgh - Type 463

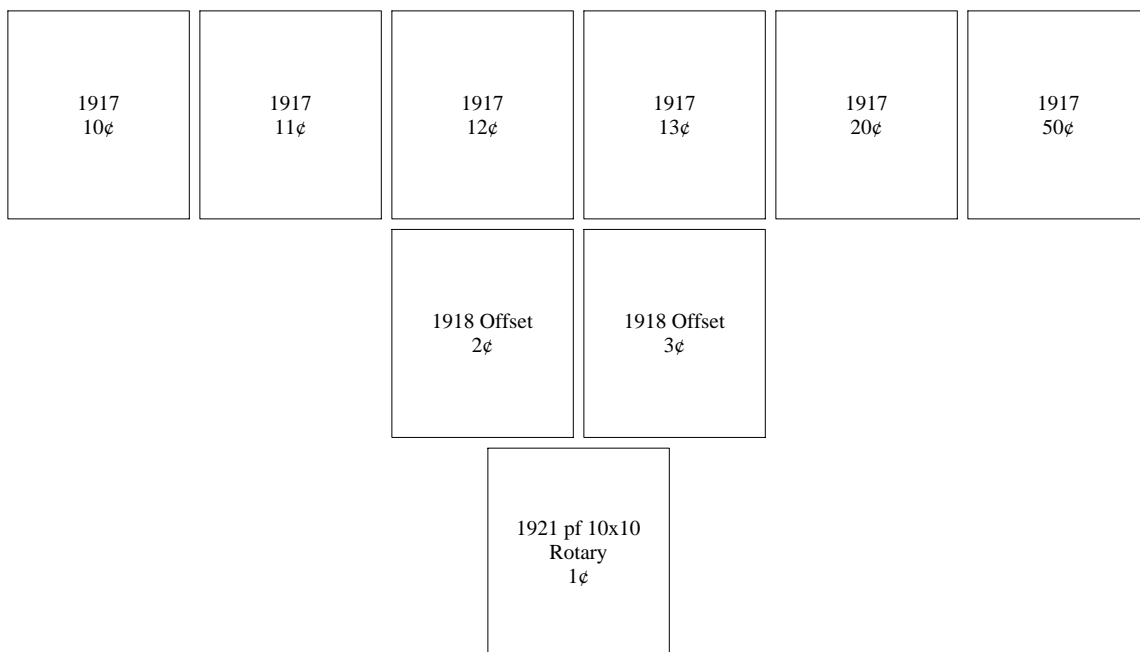


## East Stroudsburg - Type 409




# Pennsylvania

## East Stroudsburg - Type 409

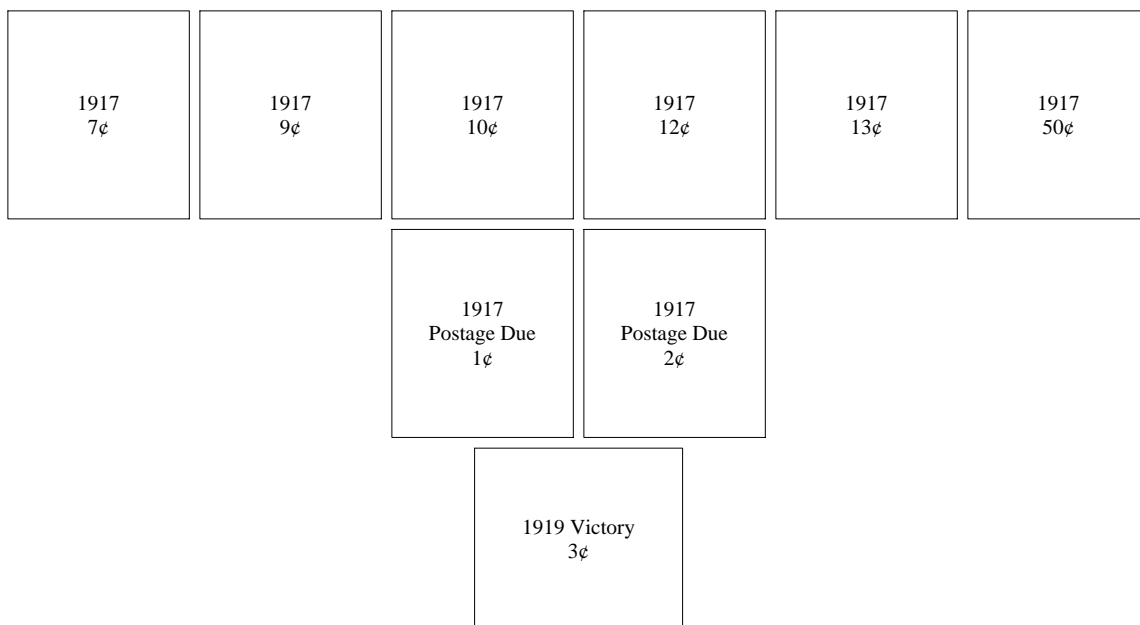


## East Stroudsburg - Type 487




# Pennsylvania

## East Stroudsburg - Type 487



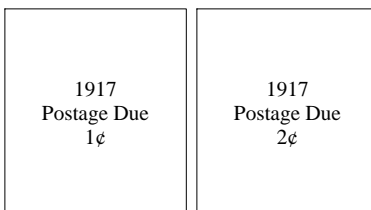
## East Stroudsburg - Type 581






# Pennsylvania


## East Stroudsburg - Type 705



## Elizabeth - Type 503

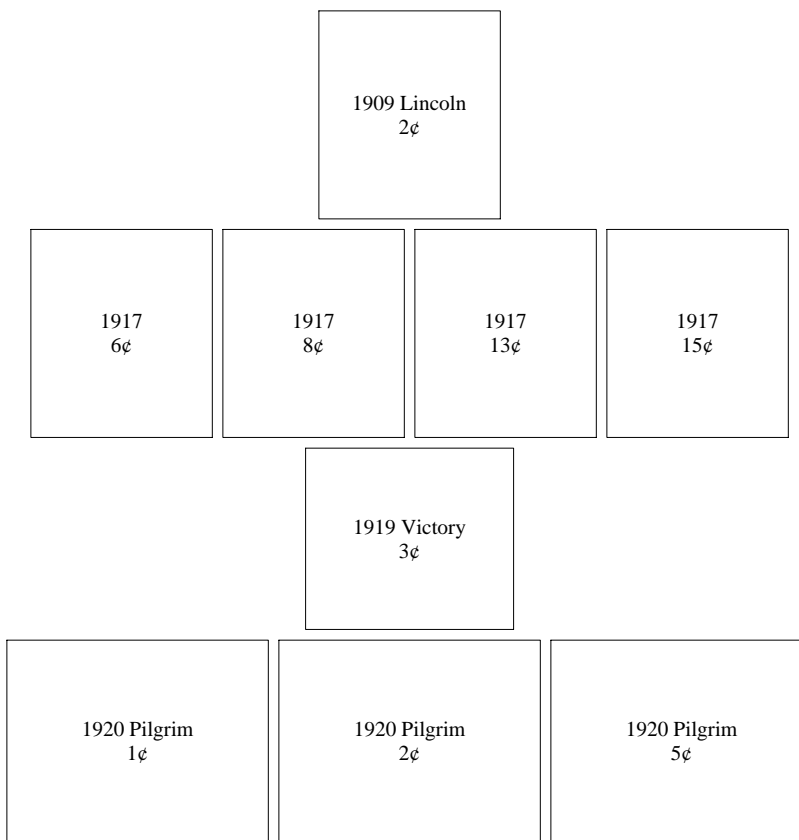


## Emaus - Type L-1 HS

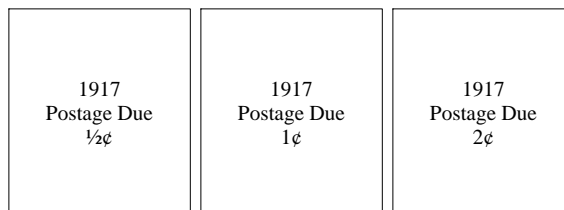


# Pennsylvania

## Emaus - Type L-1 HS

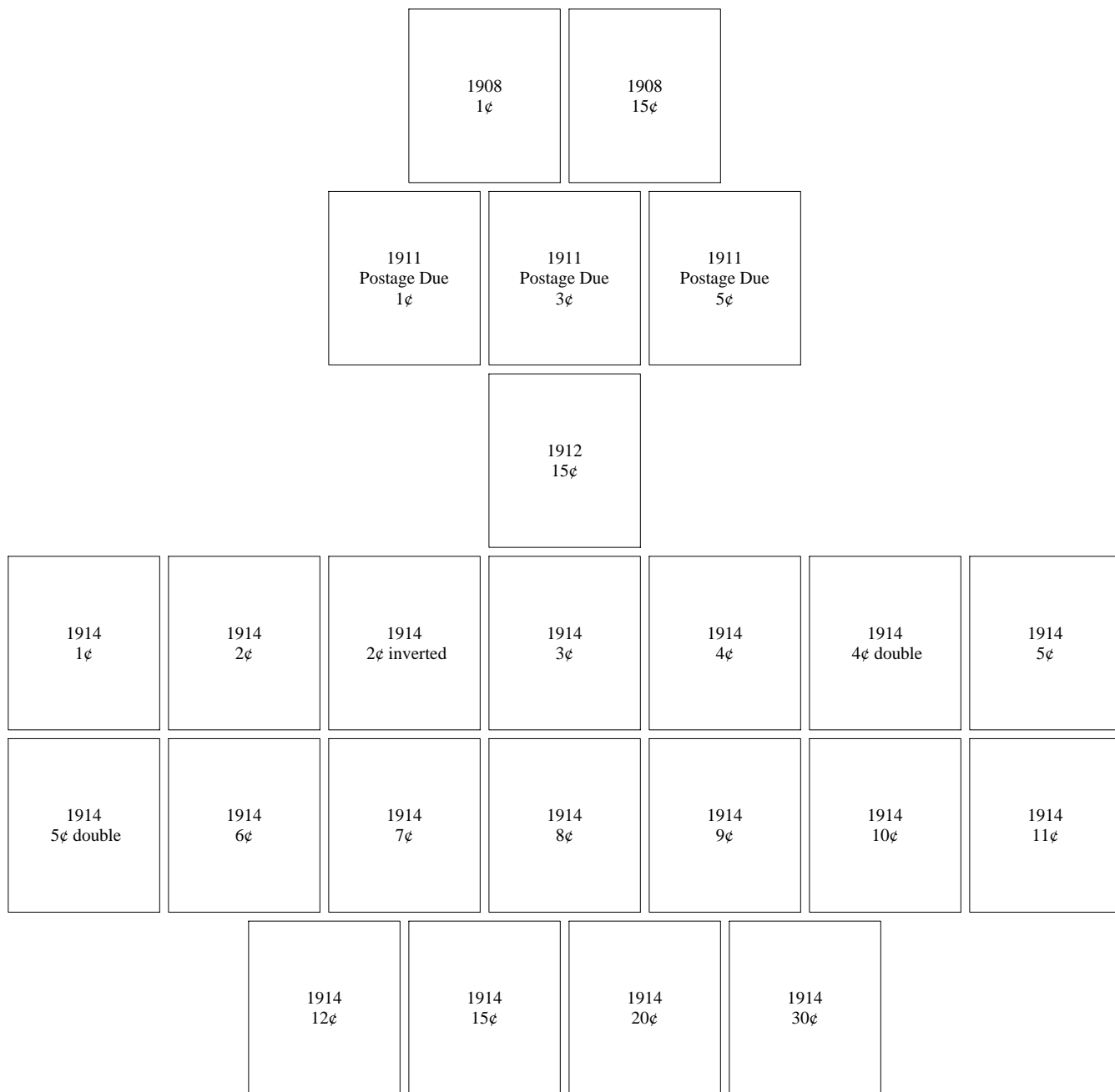


## Ephrata - Type 621



# Pennsylvania

## Erie - Type 204



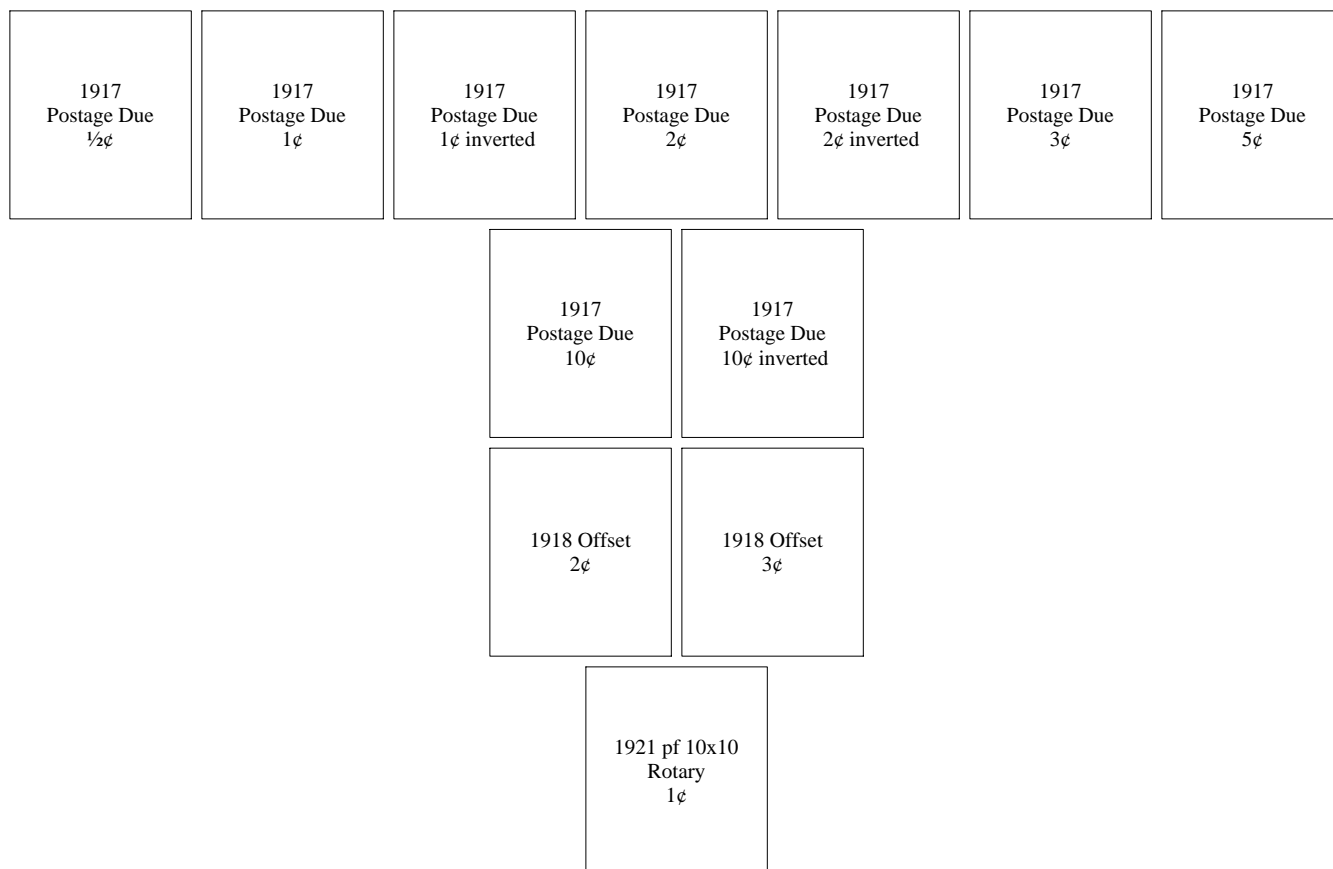
# Pennsylvania

## Erie - Type 204


|                         |                     |                           |                           |                            |                      |                    |
|-------------------------|---------------------|---------------------------|---------------------------|----------------------------|----------------------|--------------------|
|                         |                     | 1914<br>Postage Due<br>1¢ | 1914<br>Postage Due<br>2¢ | 1914<br>Postage Due<br>10¢ |                      |                    |
| 1917<br>1¢              | 1917<br>1¢ double   | 1917<br>2¢                | 1917<br>2¢ inverted       | 1917<br>3¢                 | 1917<br>4¢           | 1917<br>4¢ double  |
| 1917<br>5¢              | 1917<br>5¢ inverted | 1917<br>6¢                | 1917<br>7¢                | 1917<br>7¢ inverted        | 1917<br>7¢ double    | 1917<br>8¢         |
| 1917<br>9¢              | 1917<br>9¢ inverted | 1917<br>9¢ double         | 1917<br>10¢               | 1917<br>11¢                | 1917<br>11¢ inverted | 1917<br>11¢ double |
| 1917<br>11¢ double (NI) | 1917<br>12¢         | 1917<br>13¢               | 1917<br>15¢               | 1917<br>20¢                | 1917<br>30¢          | 1917<br>50¢        |
|                         |                     | 1917<br>\$1               | 1917<br>\$1 double        |                            |                      |                    |

# Pennsylvania

## Erie - Type 204

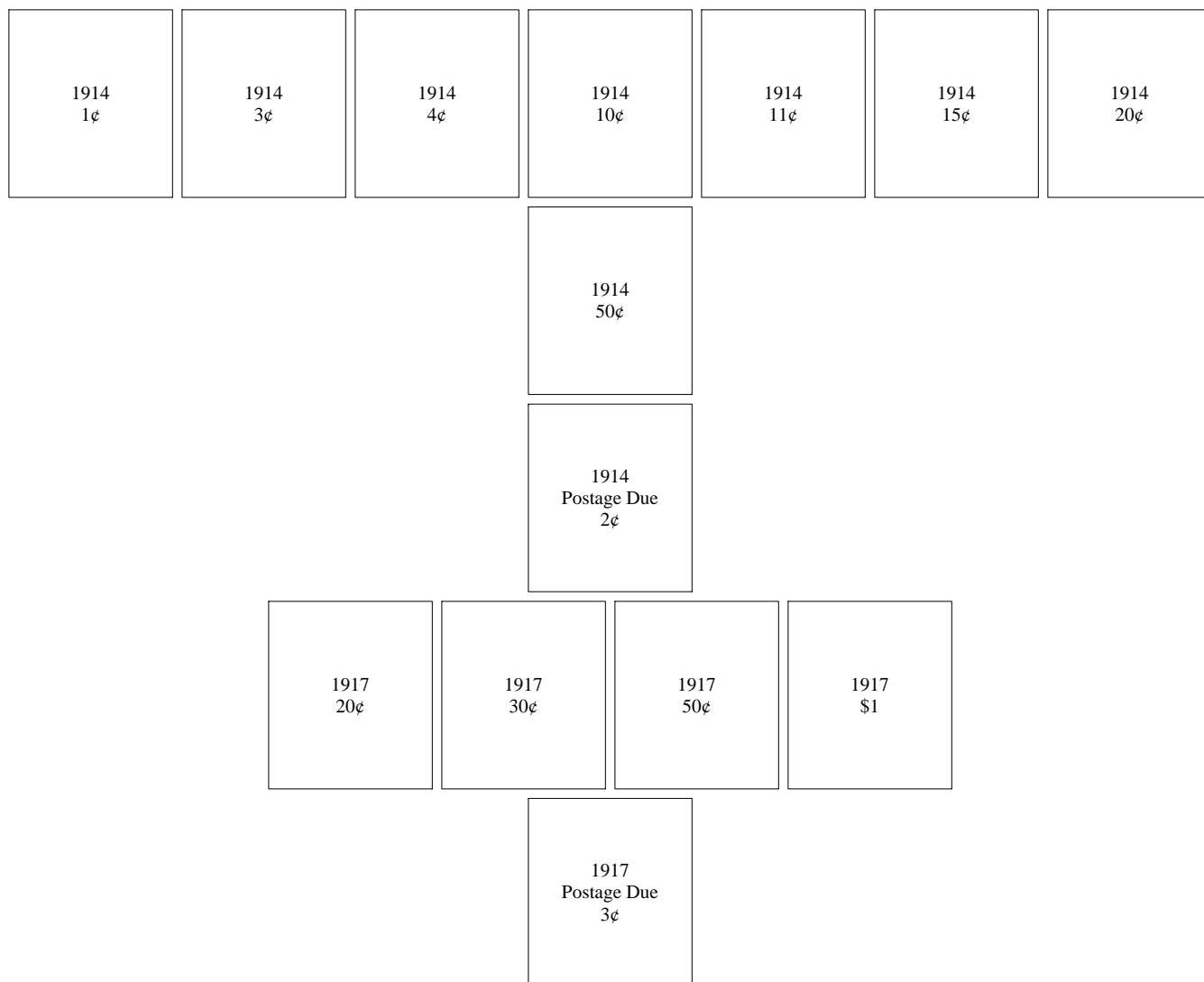


## Erie - Type 453



# Pennsylvania

## Erie - Type 453



# Pennsylvania

## Erie - Type L-1 HS

1914  
1¢

1914  
3¢

1914  
10¢

1914  
11¢

1914  
15¢

1914  
\$1

1917  
1¢

1917  
2¢

1917  
4¢

1917  
5¢

1917  
6¢

1917  
8¢

1917  
9¢

1917  
10¢

1917  
11¢

1917  
15¢

1917  
20¢

1917  
30¢

1917  
50¢

1917  
\$1


1917  
Postage Due  
2¢

1918 Offset  
3¢

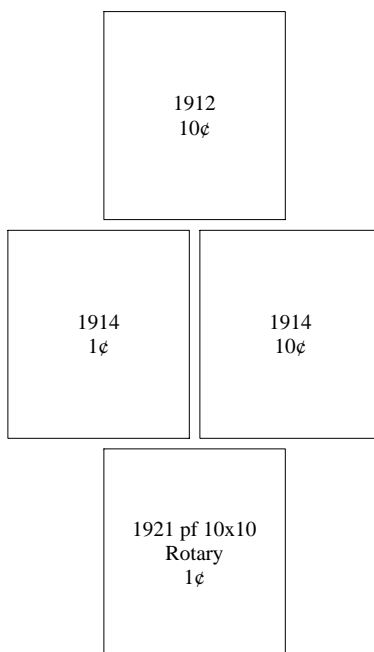
1920 pf 10x11  
Rotary  
1¢

# Pennsylvania

## Erie - Type L-2 HS



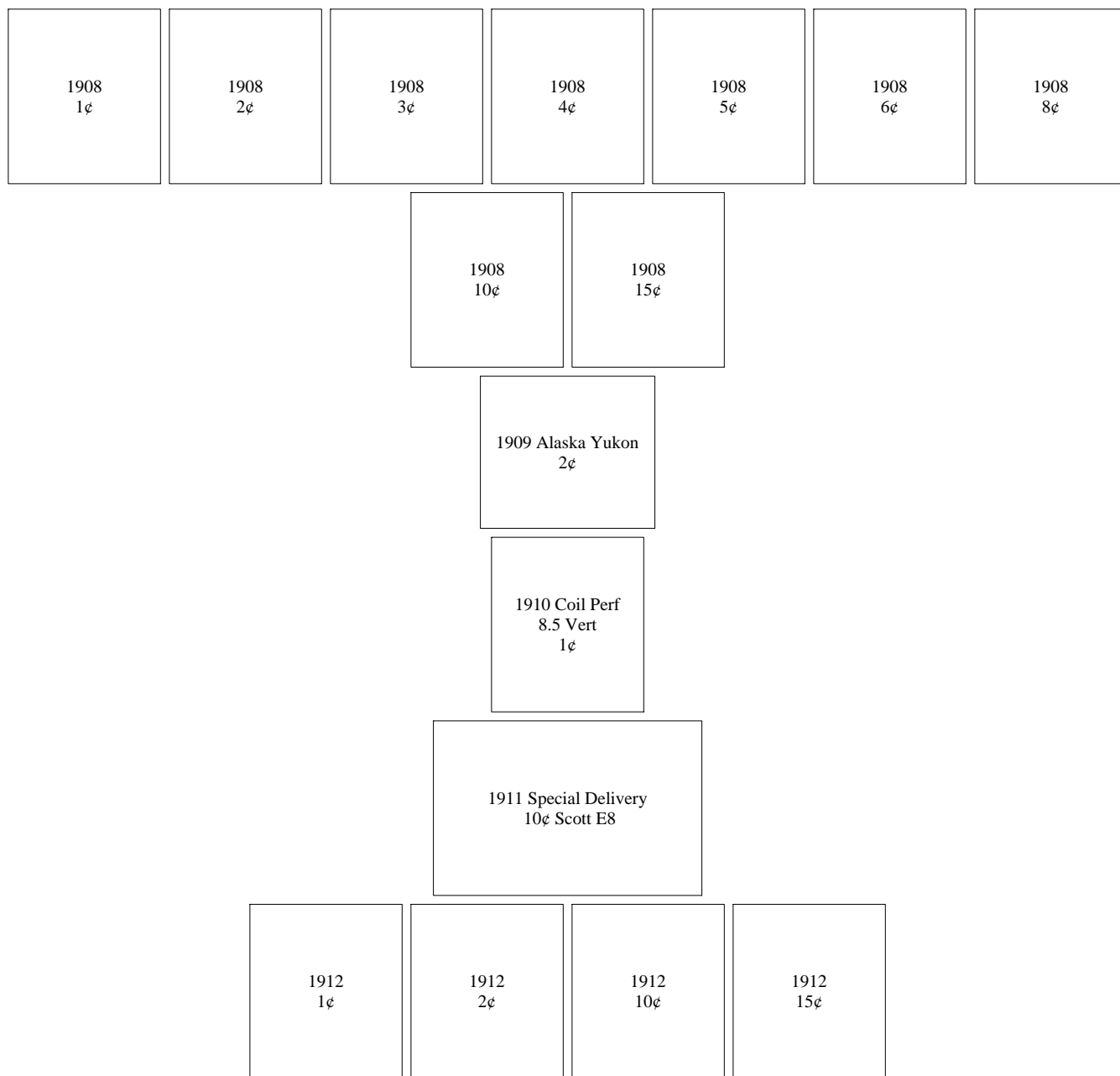
## Erie - Type L-7 HS





# Pennsylvania

## Erie - Type L-8 HS



# Pennsylvania

## Erie - Type L-8 HS

1913 Panama Pacific  
2¢

1913 Parcel Post  
1¢

1913 Parcel Post  
2¢

1913 Parcel Post  
4¢

1913 Parcel Post  
5¢

1913 Parcel Post  
10¢

1913 Parcel Post  
15¢

1913 Parcel Post  
20¢

1913 Parcel Post  
25¢

## Farrell - Type 548

1917  
7¢

1917  
9¢

1917  
13¢

1918 Offset  
3¢

# Pennsylvania

## Franklin - Type 405

1912  
7¢

1912  
8¢

1912  
9¢

1912  
15¢

1913 Parcel Post  
25¢

1914  
1¢

1914  
2¢

1914  
3¢

1914  
4¢

1914  
5¢

1914  
6¢

1914  
7¢

1914  
8¢

1914  
10¢

1914  
11¢

1914  
12¢

1914  
15¢

1914  
20¢

1914  
30¢

1917  
2¢

1917  
5¢

1917  
10¢

1917  
12¢

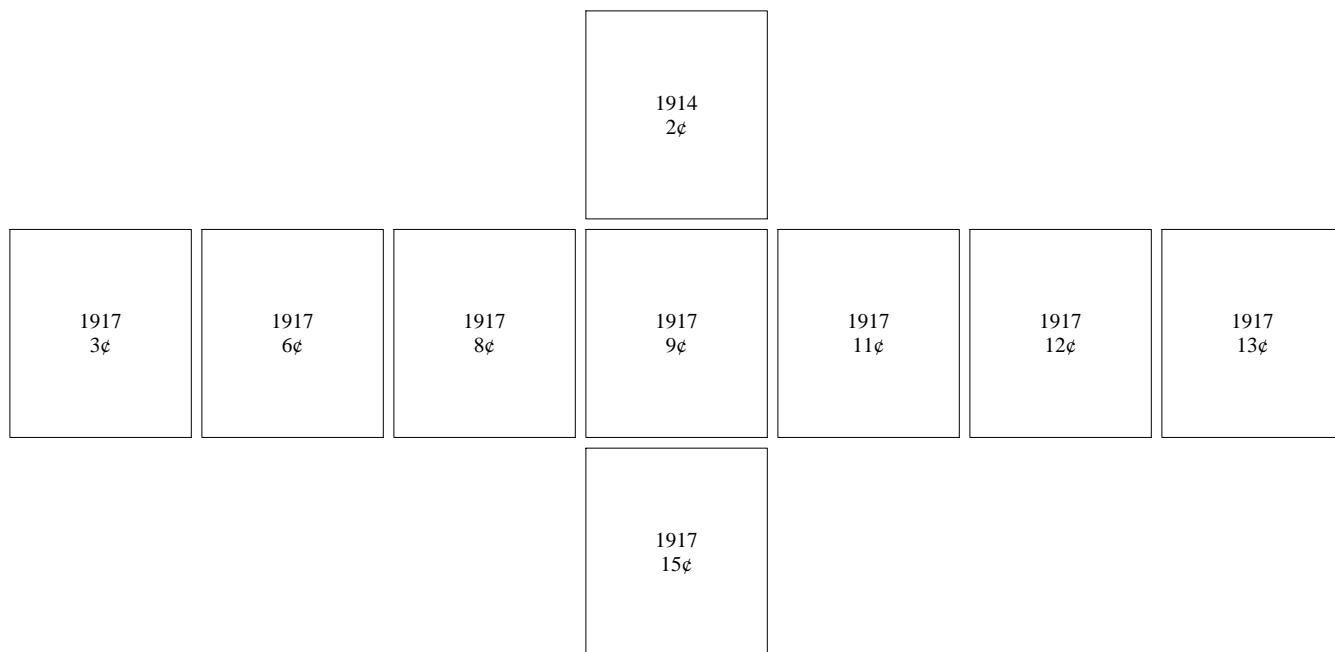
# Pennsylvania

## Franklin - Type 457


|                                   |             |                                   |             |             |             |             |
|-----------------------------------|-------------|-----------------------------------|-------------|-------------|-------------|-------------|
| 1917<br>1¢                        | 1917<br>2¢  | 1917<br>4¢                        | 1917<br>5¢  | 1917<br>6¢  | 1917<br>7¢  | 1917<br>8¢  |
| 1917<br>9¢                        | 1917<br>10¢ | 1917<br>11¢                       | 1917<br>12¢ | 1917<br>13¢ | 1917<br>15¢ | 1917<br>20¢ |
| 1917<br>30¢                       |             |                                   |             |             |             |             |
| 1917 Documentary<br>Revenue<br>1¢ |             | 1917 Documentary<br>Revenue<br>2¢ |             |             |             |             |
| 1918 Offset<br>2¢                 |             | 1918 Offset<br>3¢                 |             |             |             |             |

# Pennsylvania

## Franklin - Type 543



## Franklin - Type L-1 HS



# Pennsylvania

## Fredonia - Type L-1 HS

|            |            |                   |                   |             |             |
|------------|------------|-------------------|-------------------|-------------|-------------|
| 1917<br>2¢ | 1917<br>6¢ | 1917<br>7¢        | 1917<br>10¢       | 1917<br>12¢ | 1917<br>15¢ |
|            |            | 1918 Offset<br>2¢ | 1918 Offset<br>3¢ |             |             |

## Gettysburg - Type 513

|            |                                 |             |
|------------|---------------------------------|-------------|
|            | 1908<br>5¢                      |             |
| 1914<br>4¢ | 1914<br>8¢                      | 1914<br>12¢ |
|            | 1916 Coil Perf<br>10 Vert<br>3¢ |             |


# Pennsylvania

## Gettysburg - Type 513

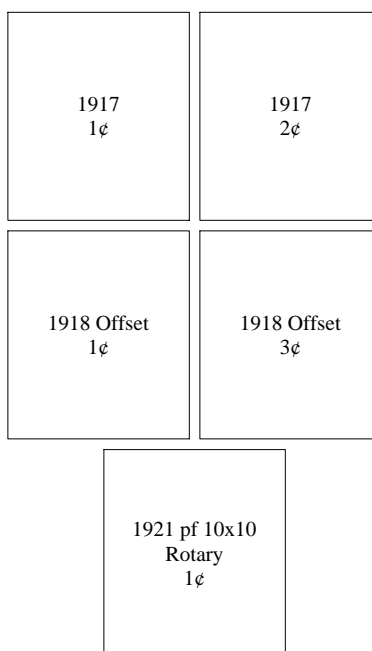
|            |            |                           |                           |             |             |             |
|------------|------------|---------------------------|---------------------------|-------------|-------------|-------------|
| 1917<br>1¢ | 1917<br>2¢ | 1917<br>3¢                | 1917<br>4¢                | 1917<br>5¢  | 1917<br>6¢  | 1917<br>7¢  |
| 1917<br>8¢ | 1917<br>9¢ | 1917<br>10¢               | 1917<br>11¢               | 1917<br>12¢ | 1917<br>13¢ | 1917<br>15¢ |
|            |            | 1917<br>20¢               | 1917<br>30¢               | 1917<br>50¢ |             |             |
|            |            | 1917<br>Postage Due<br>1¢ | 1917<br>Postage Due<br>2¢ |             |             |             |
|            |            | 1918 Offset<br>1¢         | 1918 Offset<br>3¢         |             |             |             |
|            |            | 1919 Victory<br>3¢        |                           |             |             |             |

# Pennsylvania

## Gettysburg - Type 513



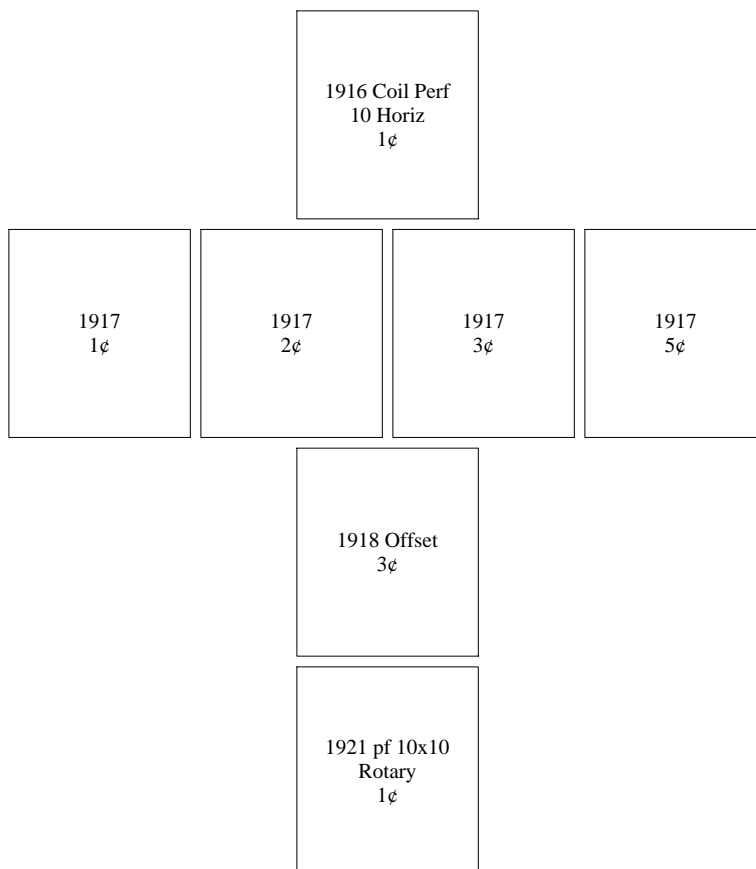
## Gibsonia - Type 456



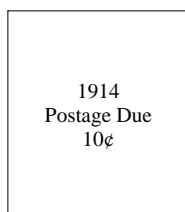


# Pennsylvania

## Gibsonia - Type 457



## Greensburg - Type 471



# Pennsylvania

## Greensburg - Type 471

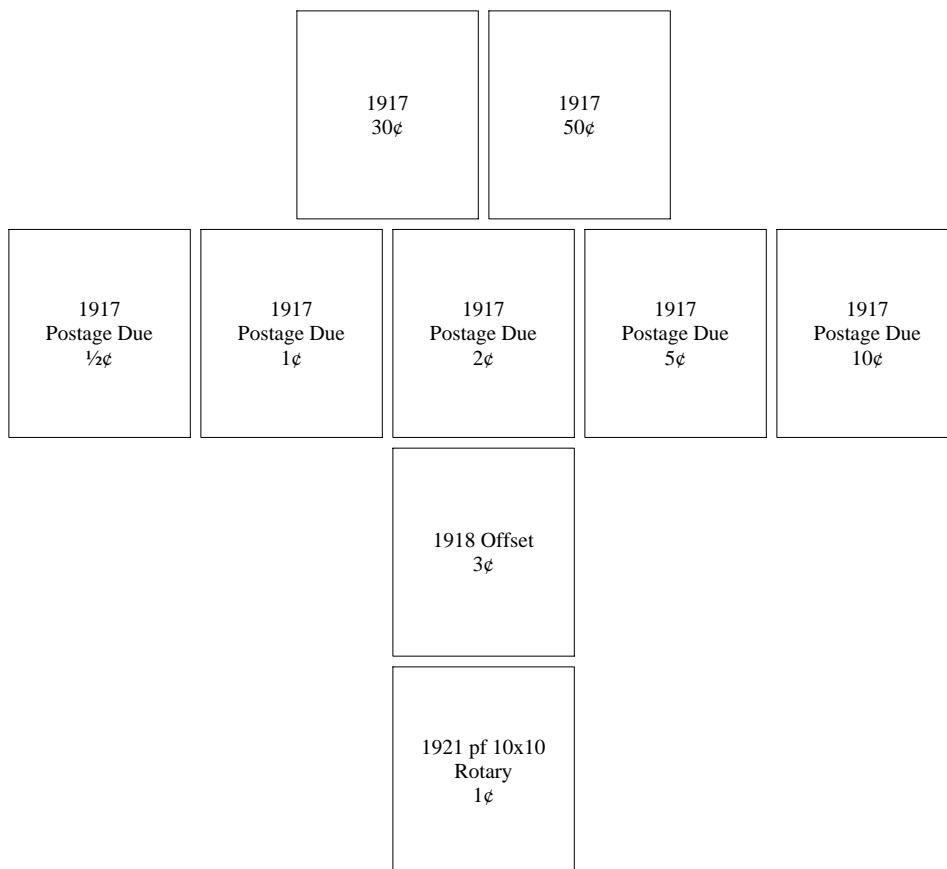
|            |                           |                           |                           |             |
|------------|---------------------------|---------------------------|---------------------------|-------------|
| 1917<br>4¢ | 1917<br>6¢                | 1917<br>8¢                | 1917<br>9¢                | 1917<br>12¢ |
|            | 1917<br>Postage Due<br>½¢ | 1917<br>Postage Due<br>1¢ | 1917<br>Postage Due<br>2¢ |             |

## Greensburg - Type 505

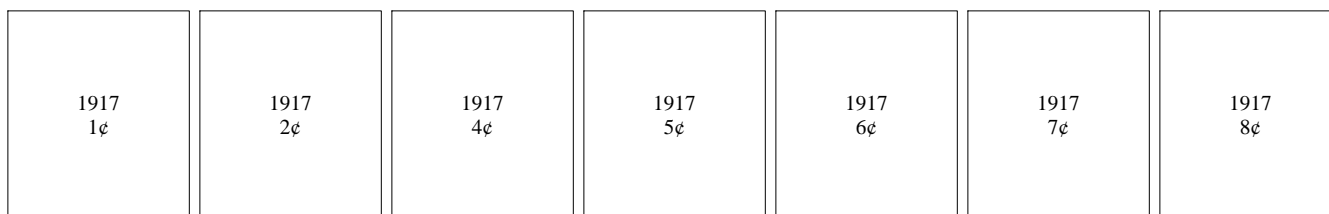
|                            |            |             |             |             |             |             |
|----------------------------|------------|-------------|-------------|-------------|-------------|-------------|
| 1914<br>Postage Due<br>10¢ |            |             |             |             |             |             |
| 1917<br>1¢                 | 1917<br>2¢ | 1917<br>3¢  | 1917<br>4¢  | 1917<br>5¢  | 1917<br>6¢  | 1917<br>7¢  |
| 1917<br>8¢                 | 1917<br>9¢ | 1917<br>10¢ | 1917<br>11¢ | 1917<br>12¢ | 1917<br>15¢ | 1917<br>20¢ |

# Pennsylvania

## Greensburg - Type 505

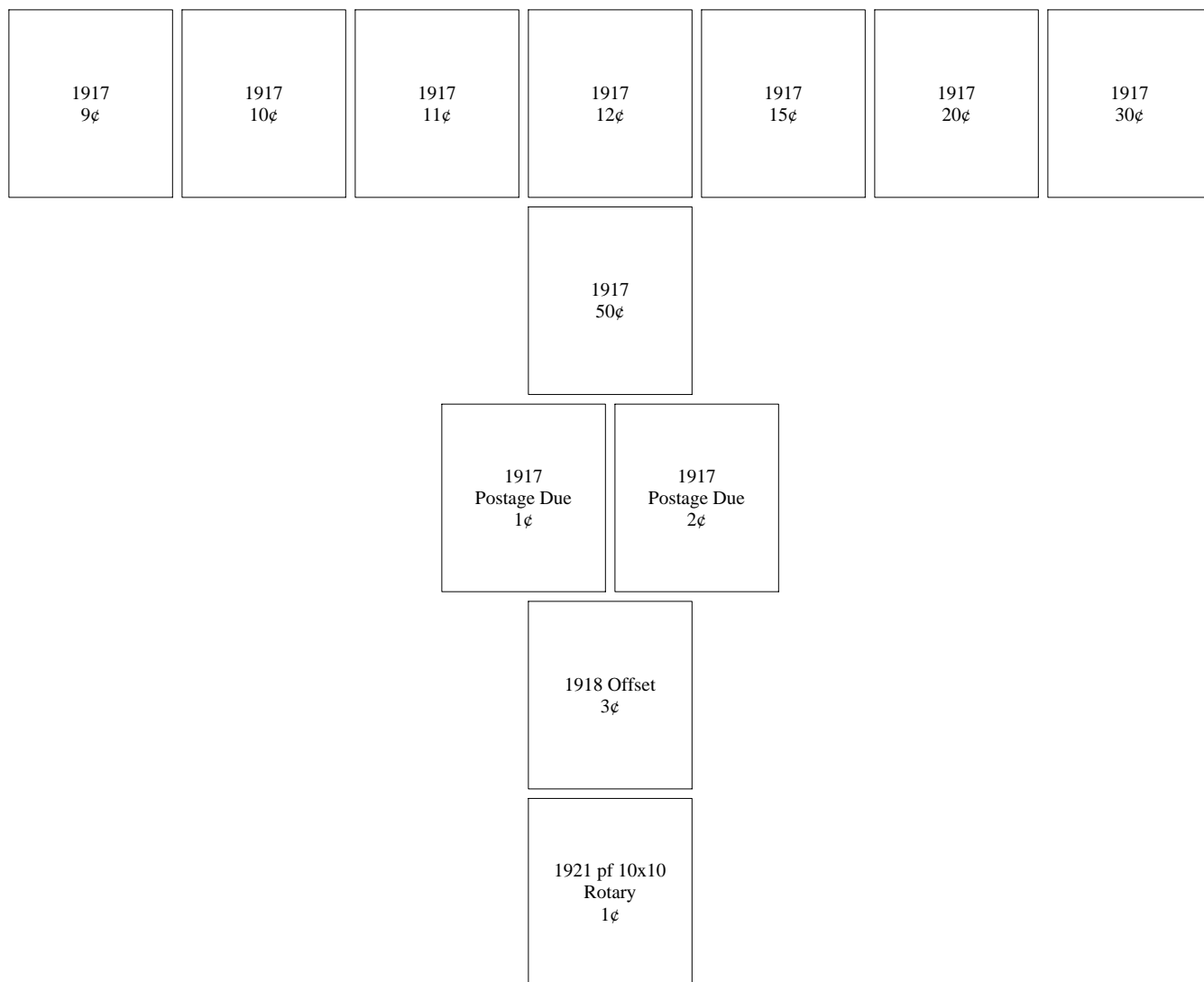


## Greensburg - Type 512



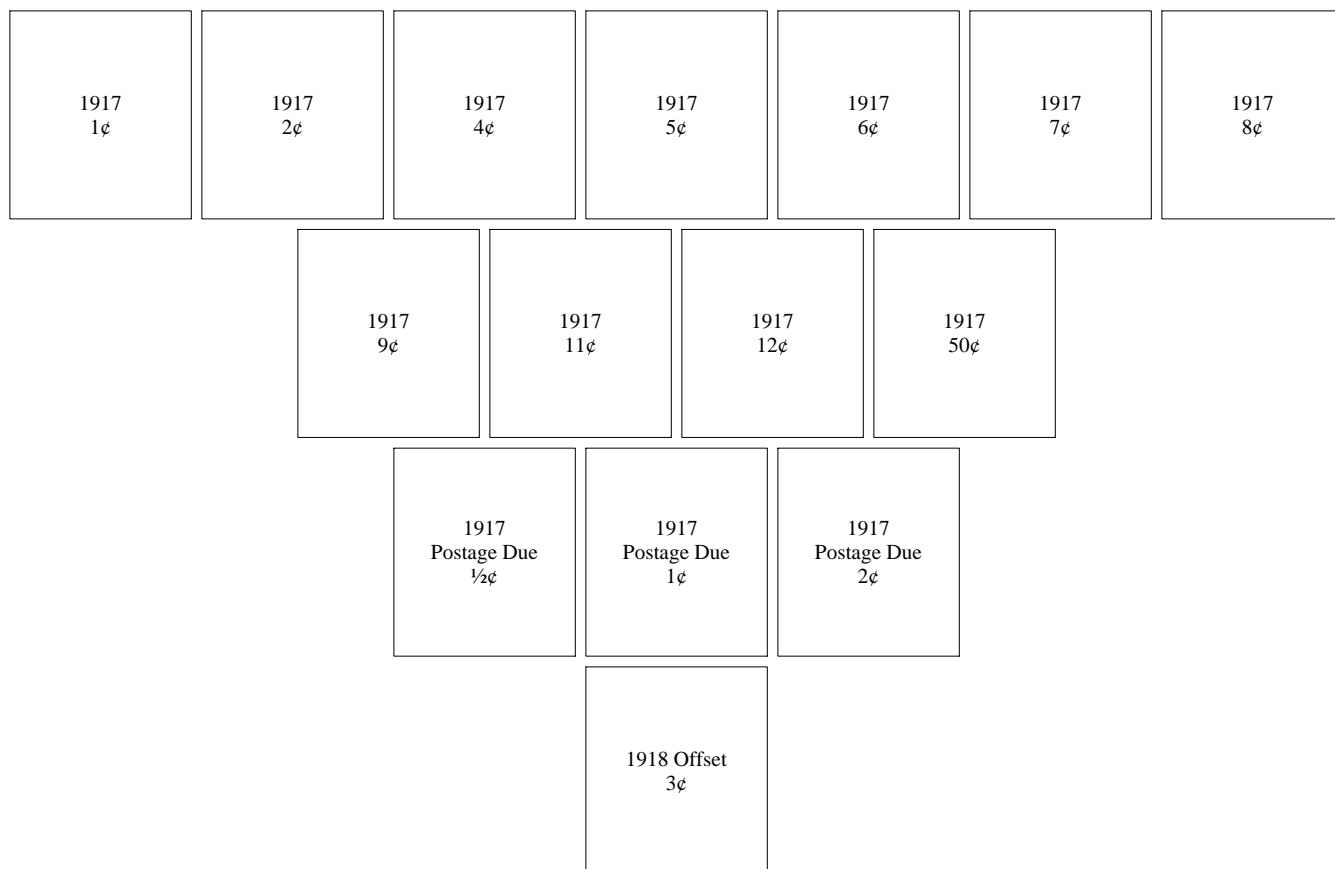
# Pennsylvania

## Greensburg - Type 512




# Pennsylvania

## Greensburg - Type 577



## Greensburg - Type 622



# Pennsylvania

## Greensburg - Type 704

|                           |                            |
|---------------------------|----------------------------|
| 1917<br>Postage Due<br>½¢ | 1917<br>Postage Due<br>10¢ |
|---------------------------|----------------------------|

## Greenville - Type 225

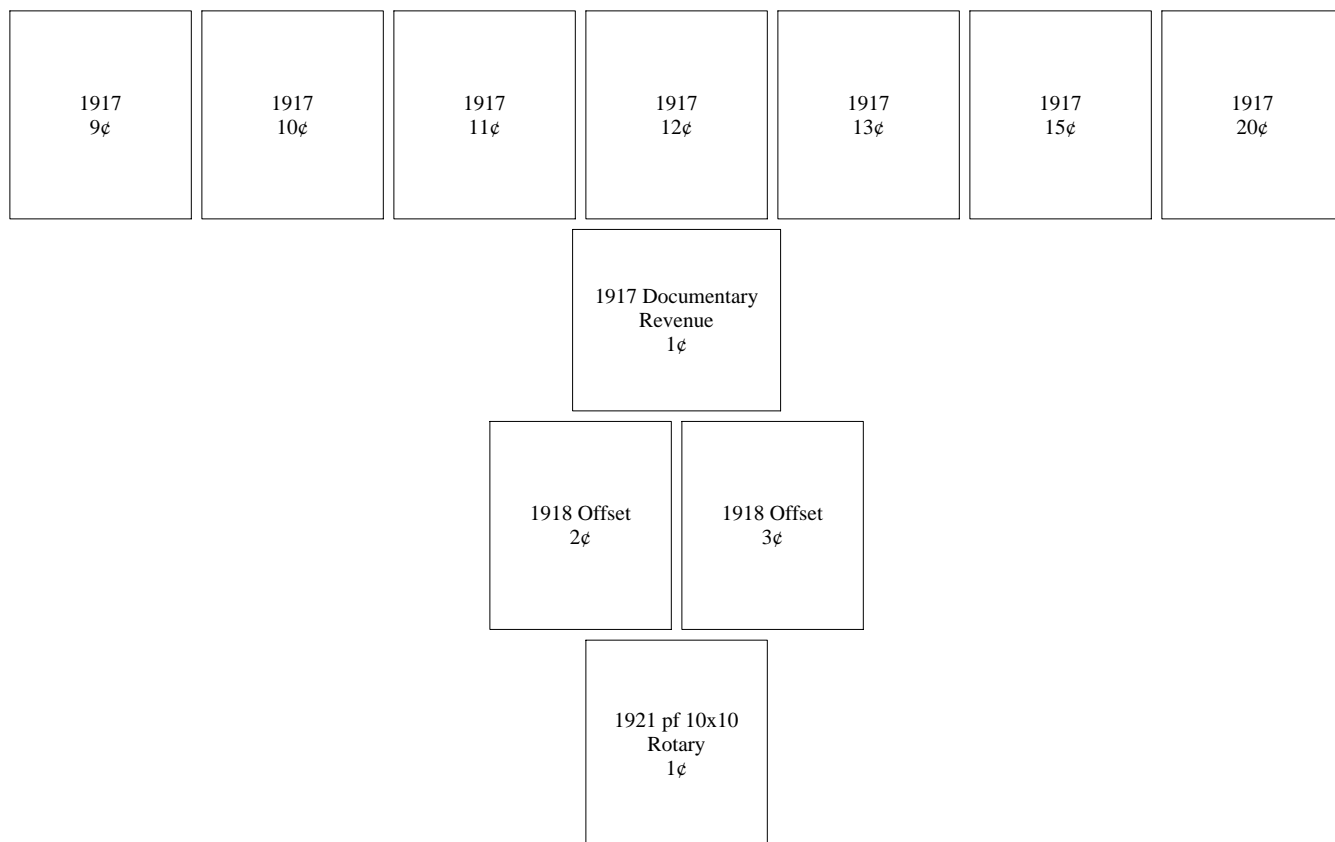
|            |             |             |                      |
|------------|-------------|-------------|----------------------|
| 1917<br>9¢ | 1917<br>12¢ | 1917<br>13¢ | 1917<br>13¢ inverted |
|------------|-------------|-------------|----------------------|

## Greenville - Type 458


|            |            |            |            |            |            |            |
|------------|------------|------------|------------|------------|------------|------------|
| 1917<br>1¢ | 1917<br>2¢ | 1917<br>4¢ | 1917<br>5¢ | 1917<br>6¢ | 1917<br>7¢ | 1917<br>8¢ |
|------------|------------|------------|------------|------------|------------|------------|

# Pennsylvania

## Greenville - Type 458



## Greenville - Type 513



# Pennsylvania

## Greenville - Type 513

|                           |                            |                            |
|---------------------------|----------------------------|----------------------------|
| 1917<br>Postage Due<br>2¢ | 1917<br>Postage Due<br>10¢ | 1917<br>Postage Due<br>50¢ |
|---------------------------|----------------------------|----------------------------|

## Greenville - Type L-1 HS

|                   |            |                   |             |             |             |             |
|-------------------|------------|-------------------|-------------|-------------|-------------|-------------|
| 1917<br>1¢        | 1917<br>2¢ | 1917<br>3¢        | 1917<br>4¢  | 1917<br>5¢  | 1917<br>6¢  | 1917<br>7¢  |
| 1917<br>8¢        | 1917<br>9¢ | 1917<br>10¢       | 1917<br>11¢ | 1917<br>12¢ | 1917<br>15¢ | 1917<br>20¢ |
| 1917<br>30¢       |            |                   |             |             |             |             |
| 1918 Offset<br>2¢ |            | 1918 Offset<br>3¢ |             |             |             |             |



# Pennsylvania

## Greenville - Type L-1 HS

1921 pf 10x10  
Rotary  
1¢

## Hanover - Type 243

1917  
Postage Due  
1¢ inverted

1917  
Postage Due  
2¢

1917  
Postage Due  
3¢

1917  
Postage Due  
3¢ inverted

## Hanover - Type 466

1917  
Postage Due  
2¢

# Pennsylvania

## Hanover - Type 563

|                           |                           |
|---------------------------|---------------------------|
| 1917<br>Postage Due<br>2¢ | 1917<br>Postage Due<br>3¢ |
|---------------------------|---------------------------|

## Harrisburg - Type 163

|                                    |                                      |                                    |                                      |   |
|------------------------------------|--------------------------------------|------------------------------------|--------------------------------------|---|
| 1916 Coil Perf<br>10 Vert<br>1¢ up | 1916 Coil Perf<br>10 Vert<br>1¢ down | 1916 Coil Perf<br>10 Vert<br>3¢ up | 1916 Coil Perf<br>10 Vert<br>3¢ down | 1916 Coil Perf<br>10 Vert<br>3¢ double (UD) |
|------------------------------------|--------------------------------------|------------------------------------|--------------------------------------|---|

## Harrisburg - Type 205

|            |             |             |
|------------|-------------|-------------|
| 1912<br>1¢ | 1912<br>12¢ | 1912<br>15¢ |
|------------|-------------|-------------|

# Pennsylvania

## Harrisburg - Type 205

1913 Parcel Post  
50¢

1913 Parcel Post  
50¢ up

1913 Parcel Post  
50¢ down

1913 Parcel Post  
50¢ double up

1913 Parcel Post  
50¢ double (UD)

1913 Parcel Post Postage Due  
5¢ double (NI)

1913 Parcel Post Postage Due  
5¢ double (UD)

1914  
1¢

1914  
1¢ inverted

1914  
1¢ double

1914  
2¢

1914  
2¢ inverted

1914  
2¢ double

1914  
3¢

1914  
3¢ double

1914  
4¢

1914  
4¢ inverted

1914  
4¢ double

1914  
5¢

1914  
5¢ double

1914  
6¢

1914  
6¢ inverted

1914  
6¢ double

1914  
7¢

1914  
7¢ double invert

1914  
7¢ double (NdiagU)

1914  
8¢

1914  
8¢ double

# Pennsylvania

## Harrisburg - Type 205

|                   |                     |                           |                           |                            |                                   |                        |
|-------------------|---------------------|---------------------------|---------------------------|----------------------------|-----------------------------------|------------------------|
| 1914<br>9¢        | 1914<br>9¢ double   | 1914<br>9¢ triple         | 1914<br>10¢               | 1914<br>10¢ double         | 1914<br>11¢                       | 1914<br>11¢ double     |
|                   |                     | 1914<br>12¢               | 1914<br>15¢               | 1914<br>15¢ double         |                                   |                        |
|                   |                     | 1914<br>Postage Due<br>1¢ | 1914<br>Postage Due<br>2¢ | 1914<br>Postage Due<br>10¢ | 1914<br>Postage Due<br>10¢ double |                        |
| 1917<br>1¢        | 1917<br>1¢ inverted | 1917<br>1¢ double         | 1917<br>1¢ double (NI)    | 1917<br>2¢                 | 1917<br>2¢ double                 | 1917<br>3¢             |
| 1917<br>3¢ double | 1917<br>4¢          | 1917<br>4¢ double         | 1917<br>4¢ double (NI)    | 1917<br>5¢                 | 1917<br>5¢ double                 | 1917<br>5¢ double (NI) |
| 1917<br>6¢        | 1917<br>6¢ inverted | 1917<br>6¢ double         | 1917<br>6¢ up             | 1917<br>6¢ double (NI)     | 1917<br>7¢                        | 1917<br>7¢ inverted    |


# Pennsylvania

## Harrisburg - Type 205

|                           |                           |                                      |                                      |                            |             |                    |
|---------------------------|---------------------------|--------------------------------------|--------------------------------------|----------------------------|-------------|--------------------|
| 1917<br>7¢ double         | 1917<br>7¢ double (NI)    | 1917<br>8¢                           | 1917<br>9¢                           | 1917<br>9¢ double          | 1917<br>10¢ | 1917<br>10¢ double |
| 1917<br>10¢ double (NI)   | 1917<br>11¢               | 1917<br>12¢                          | 1917<br>12¢ double                   | 1917<br>13¢                | 1917<br>15¢ | 1917<br>15¢ double |
| 1917<br>20¢               | 1917<br>20¢ double        | 1917<br>30¢                          | 1917<br>30¢ double                   | 1917<br>30¢ double (NI)    | 1917<br>50¢ | 1917<br>50¢ double |
|                           |                           | 1917<br>\$1                          | 1917<br>\$1 inverted                 | 1917<br>\$1 double         |             |                    |
|                           |                           | 1917 Documentary<br>Revenue<br>1¢ up | 1917 Documentary<br>Revenue<br>2¢ up |                            |             |                    |
| 1917<br>Postage Due<br>1¢ | 1917<br>Postage Due<br>2¢ | 1917<br>Postage Due<br>3¢            | 1917<br>Postage Due<br>5¢            | 1917<br>Postage Due<br>10¢ |             |                    |

# Pennsylvania

## Harrisburg - Type 205



## Harrisburg - Type 205 ribbon printed



# Pennsylvania

Harrisburg - Type 205 ribbon printed

1917  
4¢

Harrisburg - Type L-6 E

1913 Parcel Post Postage Due  
5¢ up

1913 Parcel Post Postage Due  
5¢ down

1913 Parcel Post Postage Due  
5¢ double (UD)

1914  
Postage Due  
1¢

1917  
2¢

1917  
4¢

1917  
4¢ double

1917  
5¢

1917  
6¢

1917  
7¢

1917  
7¢ double

1917  
8¢

1917  
9¢

1917  
10¢

1917  
10¢ double

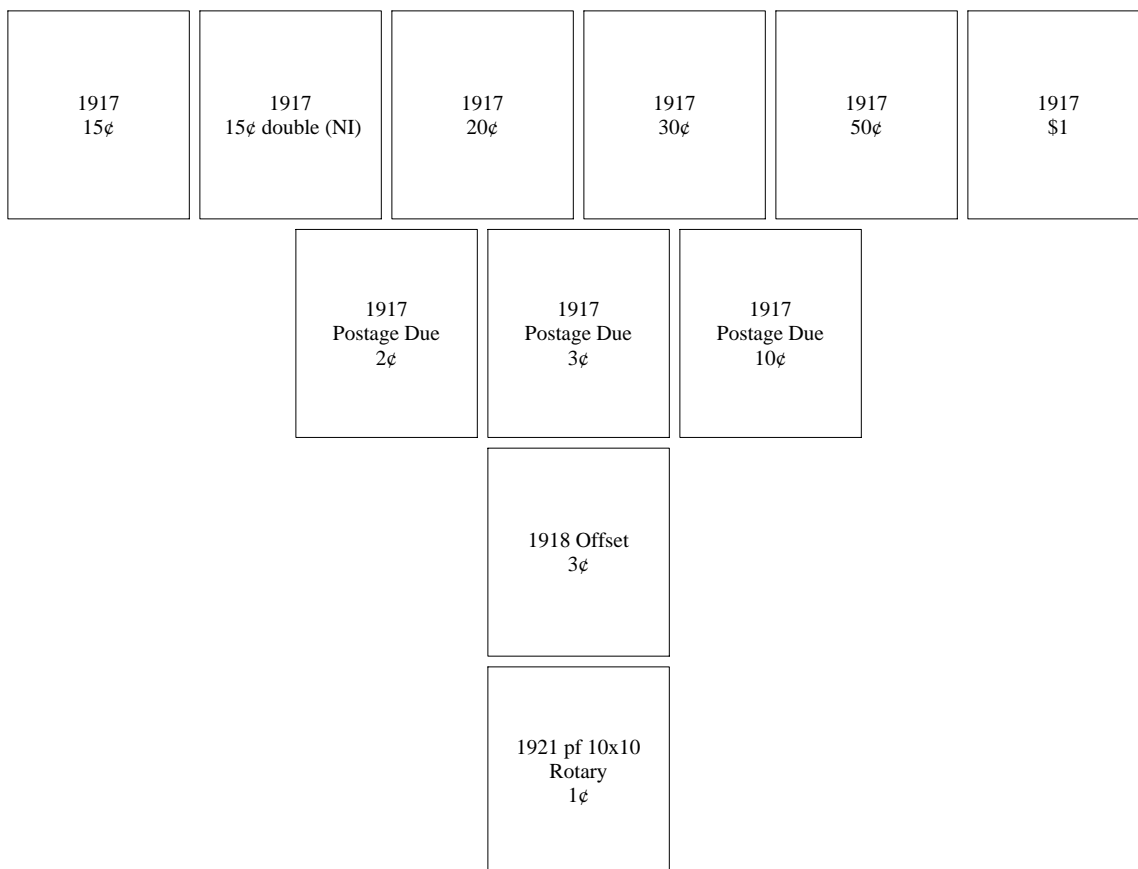
1917  
11¢

1917  
12¢


1917  
13¢

# Pennsylvania

## Harrisburg - Type L-6 E



## Harrisburg - Type L-7 E





# Pennsylvania

## Harrisburg - Type L-7 E

1914  
Postage Due  
1¢

1917  
4¢

1917  
6¢

1917  
7¢

1917  
8¢

1917  
8¢ double

1917  
8¢ double (NI)

1917  
9¢

1917  
9¢ inverted

1917  
9¢ double

1917  
10¢

1917  
11¢

1917  
11¢ double

1917  
12¢

1917  
12¢ double (NI)

1917  
13¢

1917  
15¢

1917  
20¢

1917  
30¢

1917  
50¢

1917  
\$1

1917  
\$1 inverted

1917  
\$1 double invert

1917  
\$1 double (NI)

1917  
Postage Due  
½¢

1917  
Postage Due  
1¢

1917  
Postage Due  
2¢

1917  
Postage Due  
2¢ inverted

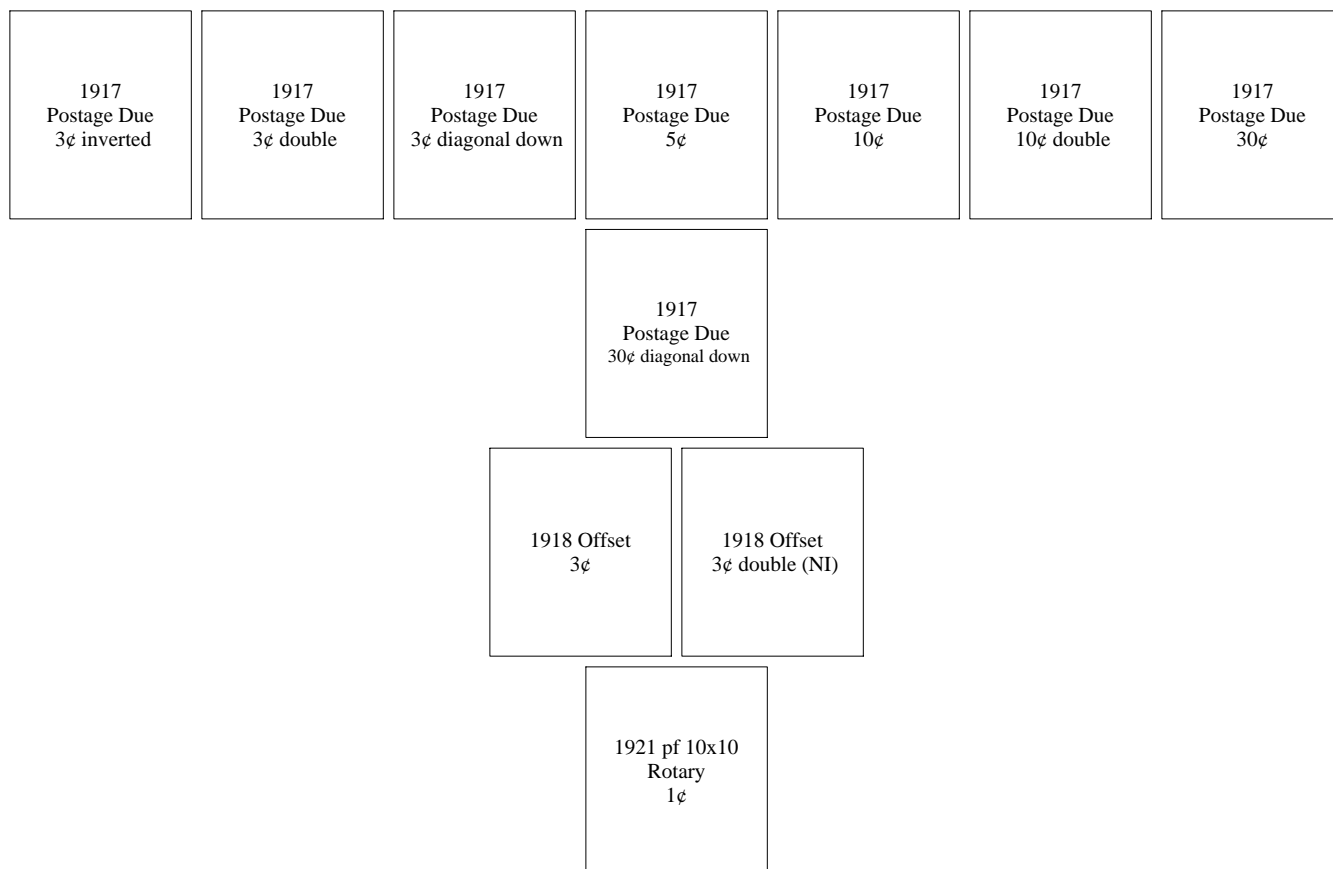
1917  
Postage Due  
2¢ double

1917  
Postage Due  
2¢ double (NI)


1917  
Postage Due  
3¢

# Pennsylvania

## Harrisburg - Type L-7 E



## Harrisburg - Type L-8 E



# Pennsylvania

## Harrisburg - Type L-8 E

1917  
Postage Due  
30¢ down

## Harrisburg - Type L-11 TS

1908  
3¢

1908  
4¢

1908  
4¢ inverted

1908  
5¢

1908  
5¢ inverted

1908  
6¢

1908  
6¢ inverted

1908  
15¢

1908  
15¢ inverted

1912  
1¢

1912  
2¢

1912  
2¢ inverted

1912  
7¢

1912  
8¢

1912  
8¢ inverted

1912  
9¢

1912  
10¢

1912  
15¢

# Pennsylvania

## Harrisburg - Type L-11 TS

1913 Parcel Post  
50¢ up

1913 Parcel Post  
50¢ down

1913 Parcel Post  
50¢ double (UD)

1913 Parcel Post Postage Due  
5¢ up

1914  
1¢

1914  
2¢

1914  
3¢

1914  
4¢

1914  
5¢

1914  
6¢

1914  
7¢

1914  
8¢

1914  
10¢

## Hazleton - Type 512

1913 Panama Pacific  
2¢

# Pennsylvania

## Hazleton - Type 512

1916 Coil Perf  
10 Vert  
3¢

1916 Special Delivery  
10¢

1917  
1¢

1917  
4¢

1917  
5¢

1917  
6¢

1917  
7¢

1917  
8¢

1917  
9¢

1917  
10¢

1917  
11¢

1917  
12¢

1917  
13¢

1917  
15¢

1917  
20¢

1917  
30¢

1917  
Postage Due  
 $\frac{1}{2}$ ¢

1917  
Postage Due  
1¢

1917  
Postage Due  
2¢

1917  
Postage Due  
3¢

1917  
Postage Due  
5¢

1917  
Postage Due  
10¢

1917 Special Delivery  
10¢

# Pennsylvania

## Hazleton - Type 512

1918 Offset  
3¢

1921 pf 10x10  
Rotary  
1¢

## Hazleton - Type 513

1916 Special Delivery  
10¢

1917  
2¢

1917  
4¢

1917  
5¢

1917  
6¢

1917  
7¢

1917  
8¢

1917  
9¢

1917  
10¢

1917  
12¢

1917  
13¢

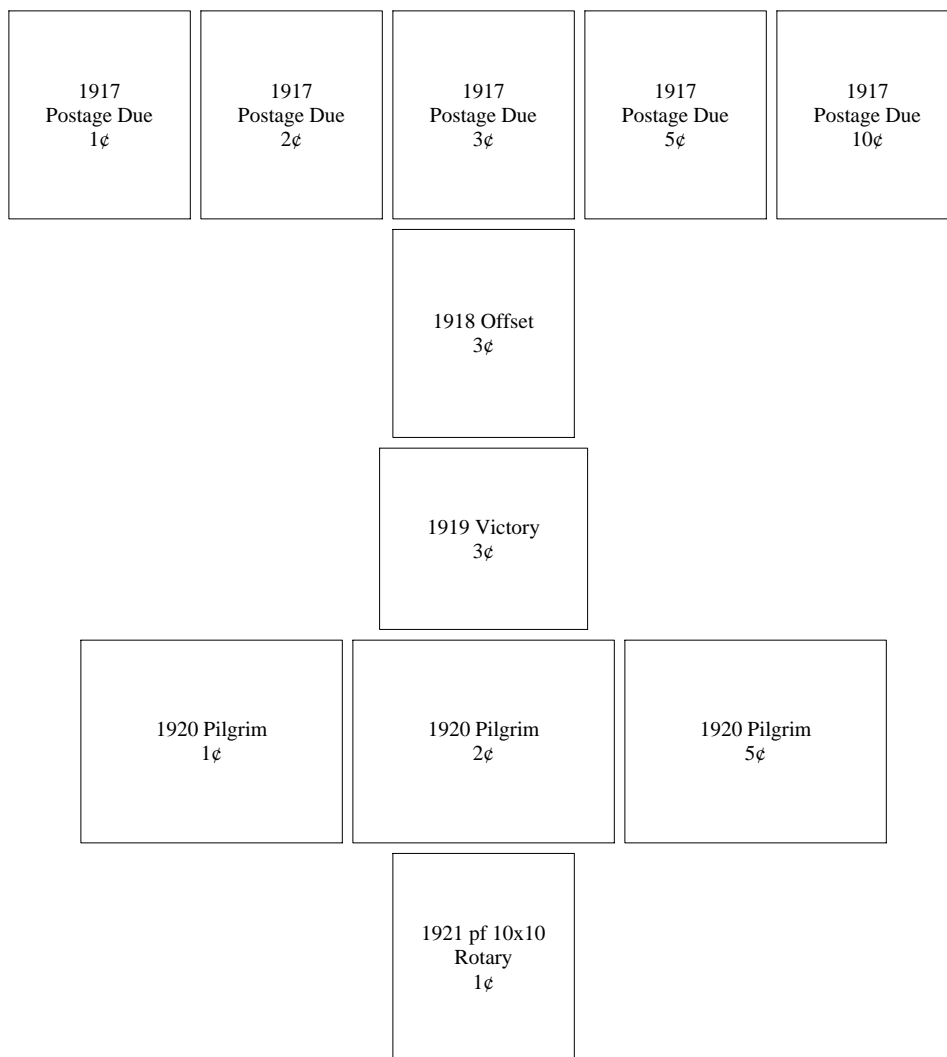
1917  
15¢

1917  
20¢

1917  
30¢


# Pennsylvania

## Hazleton - Type 513




# Pennsylvania

## Homestead - Type 513



## Honesdale - Type 461





# Pennsylvania

## Honesdale - Type 461

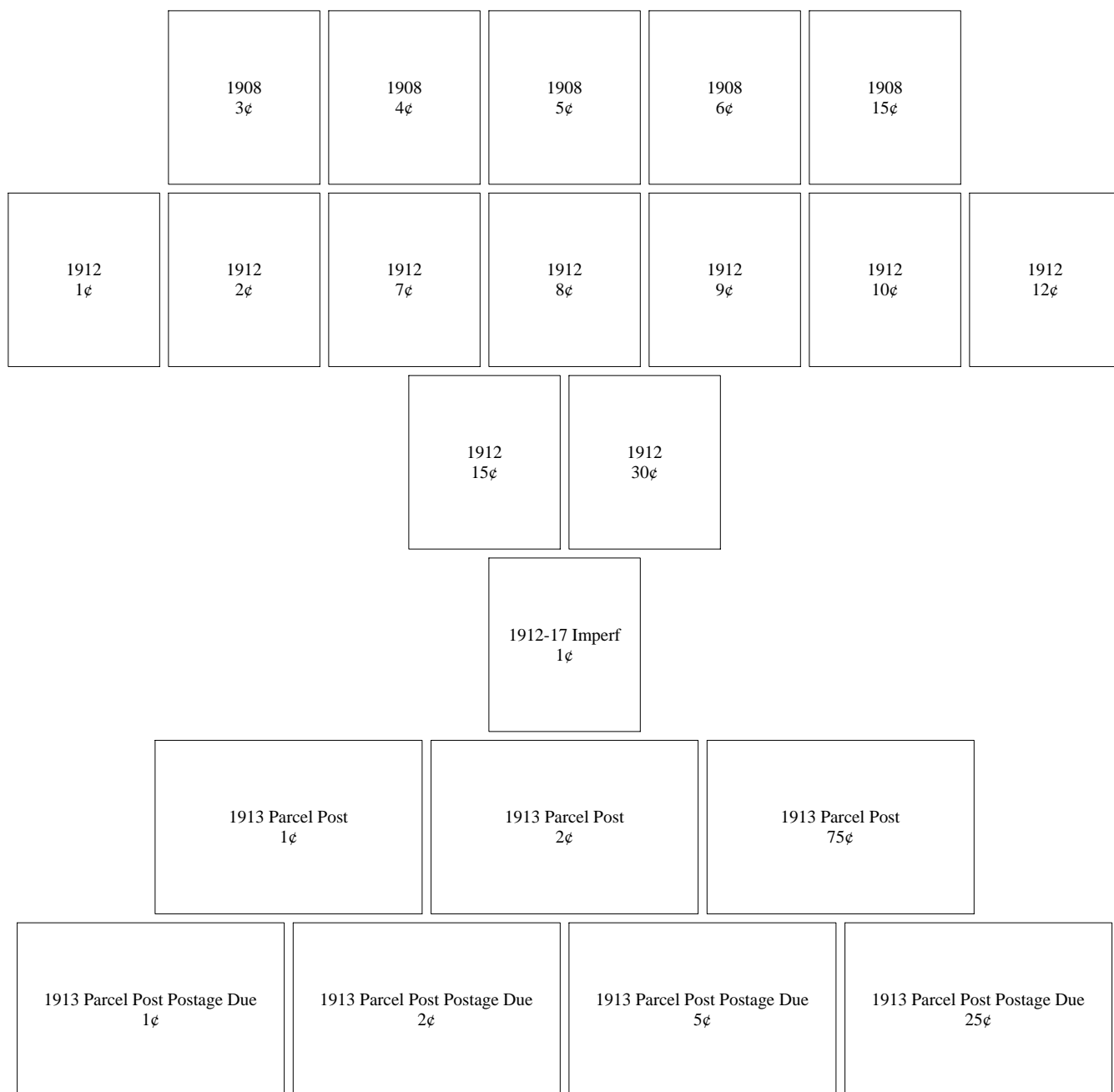
|                                   |            |                   |             |             |             |             |
|-----------------------------------|------------|-------------------|-------------|-------------|-------------|-------------|
| 1917<br>8¢                        | 1917<br>9¢ | 1917<br>10¢       | 1917<br>12¢ | 1917<br>15¢ | 1917<br>20¢ | 1917<br>30¢ |
| 1917 Documentary<br>Revenue<br>2¢ |            |                   |             |             |             |             |
| 1918 Offset<br>2¢                 |            | 1918 Offset<br>3¢ |             |             |             |             |

## Honesdale - Type 575

|                           |                           |                           |                           |
|---------------------------|---------------------------|---------------------------|---------------------------|
| 1917<br>2¢                | 1917<br>4¢                | 1917<br>9¢                | 1917<br>30¢               |
| 1917<br>Postage Due<br>½¢ | 1917<br>Postage Due<br>1¢ | 1917<br>Postage Due<br>2¢ | 1917<br>Postage Due<br>5¢ |

# Pennsylvania

## Indiana - Type 404



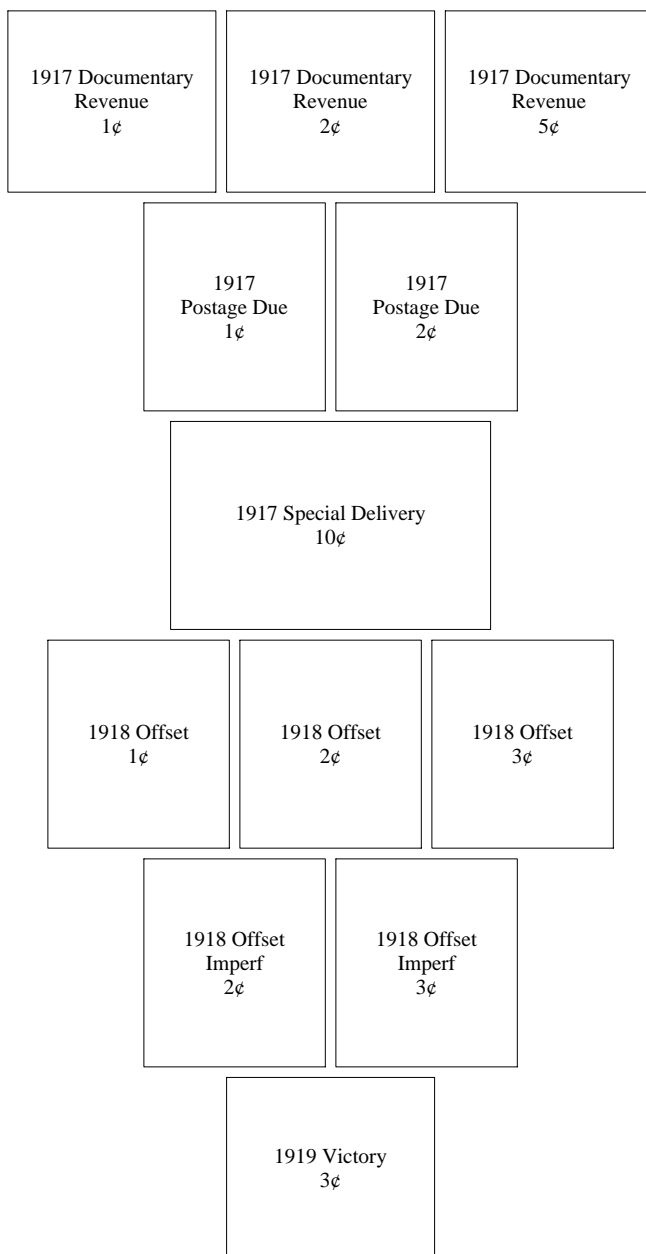
# Pennsylvania

## Indiana - Type 404

|            |             |                           |                           |             |             |             |
|------------|-------------|---------------------------|---------------------------|-------------|-------------|-------------|
| 1914<br>1¢ | 1914<br>2¢  | 1914<br>3¢                | 1914<br>4¢                | 1914<br>5¢  | 1914<br>6¢  | 1914<br>7¢  |
|            | 1914<br>8¢  | 1914<br>10¢               | 1914<br>11¢               | 1914<br>12¢ | 1914<br>15¢ |             |
|            |             | 1914<br>Postage Due<br>2¢ | 1914<br>Postage Due<br>5¢ |             |             |             |
| 1917<br>1¢ | 1917<br>2¢  | 1917<br>3¢                | 1917<br>4¢                | 1917<br>5¢  | 1917<br>6¢  | 1917<br>7¢  |
| 1917<br>8¢ | 1917<br>9¢  | 1917<br>10¢               | 1917<br>11¢               | 1917<br>12¢ | 1917<br>13¢ | 1917<br>15¢ |
|            | 1917<br>20¢ | 1917<br>30¢               | 1917<br>50¢               | 1917<br>\$1 |             |             |


# Pennsylvania

## Indiana - Type 404

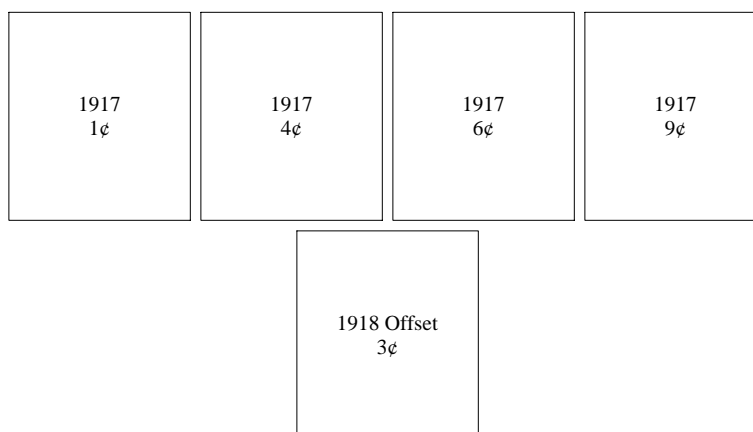


# Pennsylvania

## Indiana - Type 404






## Jeannette - Type 225




# Pennsylvania

## Jeannette - Type L-1 HS




## Jeannette - Type L-2 HS




# Pennsylvania


Jeannette - Type L-3 HS



Jeannette - Type L-4 HS



Jeannette - Type L-5 HS



# Pennsylvania

## Jenkintown - Type 553

1916 Coil Perf  
10 Vert  
1¢

1917  
3¢

1917  
4¢

1917  
6¢

1917  
7¢

1917  
8¢

1917  
12¢

1917  
\$1

## Johnstown - Type 225

1917  
3¢

1917  
3¢ inverted

1917  
6¢

1917  
6¢ inverted

1917  
8¢

1917  
9¢

1917  
11¢

1917  
12¢

1917  
13¢

1917  
13¢ double

1917  
15¢

1917  
30¢

1917  
30¢ inverted

1917  
50¢

1917  
\$1



# Pennsylvania

## Johnstown - Type 225

1921 pf 10x10  
Rotary  
1¢

## Johnstown - Type 503

1914  
1¢

1917  
1¢

1917  
5¢

1917  
6¢

1917  
7¢

1917  
8¢

1917  
9¢

1917  
10¢

1917  
11¢

1917  
12¢

1917  
13¢

1917  
15¢

1917  
20¢

1917  
50¢

1917  
Postage Due  
½¢

1917  
Postage Due  
1¢

1917  
Postage Due  
2¢

1917  
Postage Due  
5¢

# Pennsylvania

## Johnstown - Type 503

1918 Offset  
3¢

1919 Victory  
3¢

1920 Pilgrim  
1¢

1921 pf 10x10  
Rotary  
1¢

## Kane - Type 455

1917  
1¢

1917  
2¢

1917  
4¢

1917  
5¢

1917  
6¢

1917  
7¢

1917  
8¢


# Pennsylvania

## Kane - Type 455

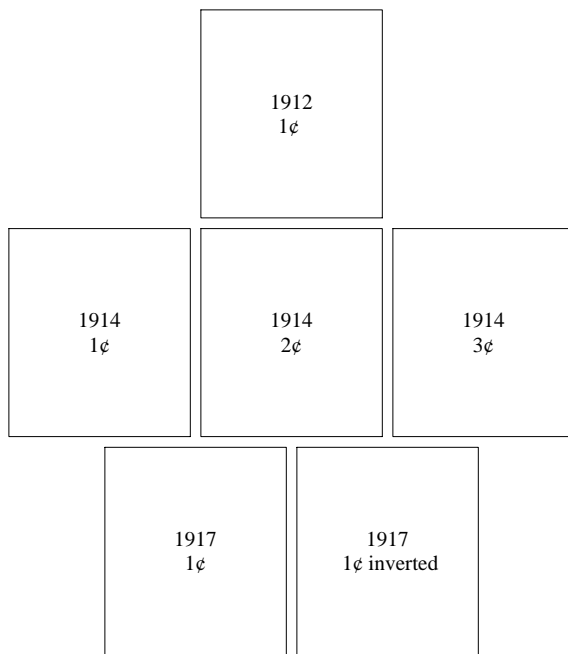
|            |             |             |                                   |                   |             |             |
|------------|-------------|-------------|-----------------------------------|-------------------|-------------|-------------|
| 1917<br>9¢ | 1917<br>10¢ | 1917<br>11¢ | 1917<br>12¢                       | 1917<br>13¢       | 1917<br>15¢ | 1917<br>20¢ |
|            |             |             | 1917<br>30¢                       |                   |             |             |
|            |             |             | 1917 Documentary<br>Revenue<br>1¢ |                   |             |             |
|            |             |             | 1917<br>Postage Due<br>1¢         |                   |             |             |
|            |             |             | 1918 Offset<br>2¢                 | 1918 Offset<br>3¢ |             |             |

# Pennsylvania

## Kennett Square - Type 483

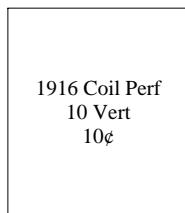


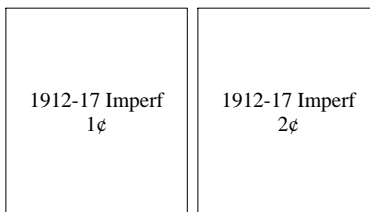




## Kennett Square - Type L-1 TS



# Pennsylvania

## Kittanning - Type 413



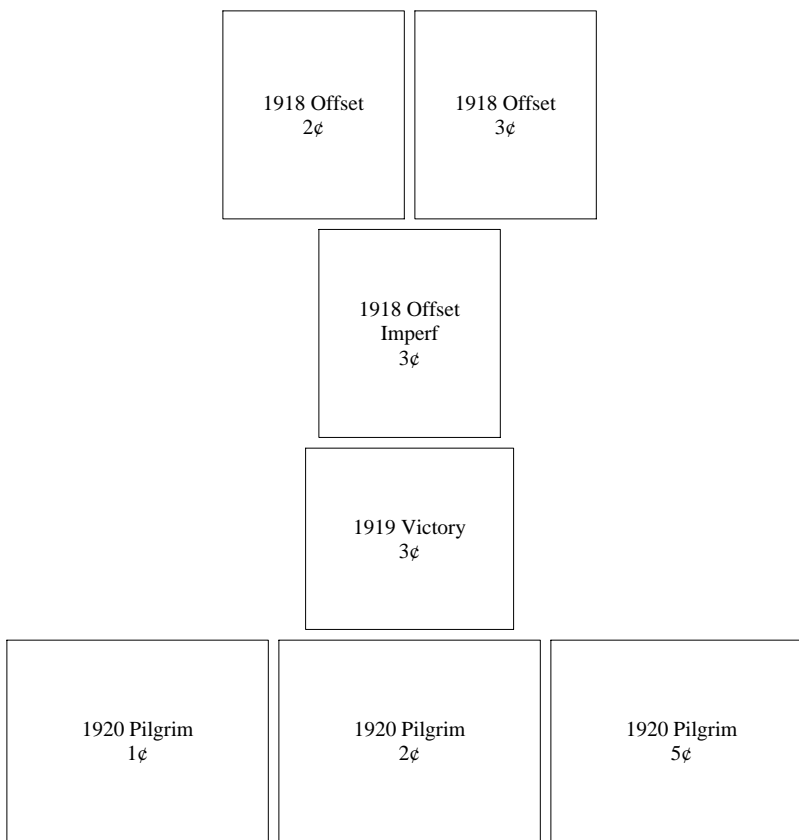
# Pennsylvania

## Kittanning - Type 413


|                     |            |                                   |                                   |             |             |             |
|---------------------|------------|-----------------------------------|-----------------------------------|-------------|-------------|-------------|
| 1917<br>1¢          | 1917<br>2¢ | 1917<br>3¢                        | 1917<br>4¢                        | 1917<br>5¢  | 1917<br>6¢  | 1917<br>7¢  |
| 1917<br>8¢          | 1917<br>9¢ | 1917<br>10¢                       | 1917<br>11¢                       | 1917<br>12¢ | 1917<br>13¢ | 1917<br>15¢ |
|                     |            | 1917<br>20¢                       | 1917<br>50¢                       |             |             |             |
|                     |            | 1917 Documentary<br>Revenue<br>1¢ | 1917 Documentary<br>Revenue<br>2¢ |             |             |             |
|                     |            | 1917 Special Delivery<br>10¢      |                                   |             |             |             |
| 1918 Air Post<br>6¢ |            | 1918 Air Post<br>16¢              | 1918 Air Post<br>24¢              |             |             |             |

# Pennsylvania

## Kittanning - Type 413

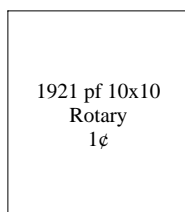


## Knox - Type L-1 HS




# Pennsylvania


## Knox - Type L-1 HS



## Knox - Type L-2 HS



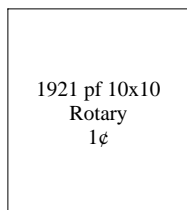
## Knox - Type L-3 HS



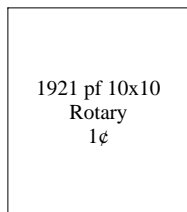


# Pennsylvania

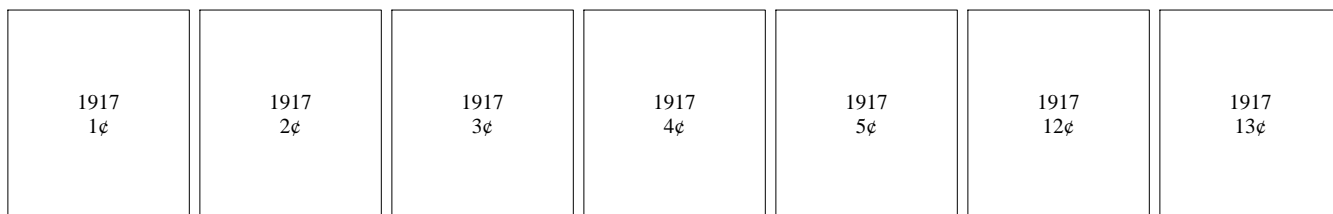
## Knox - Type L-3 HS



## Knox - Type L-5 HS

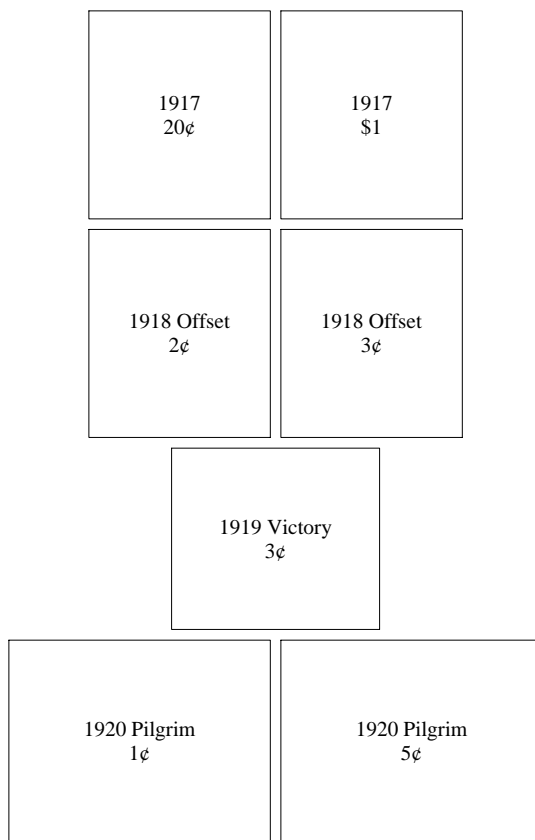


## Kutztown - Type 457




# Pennsylvania

## Kutztown - Type 457



## Lancaster - Type 212



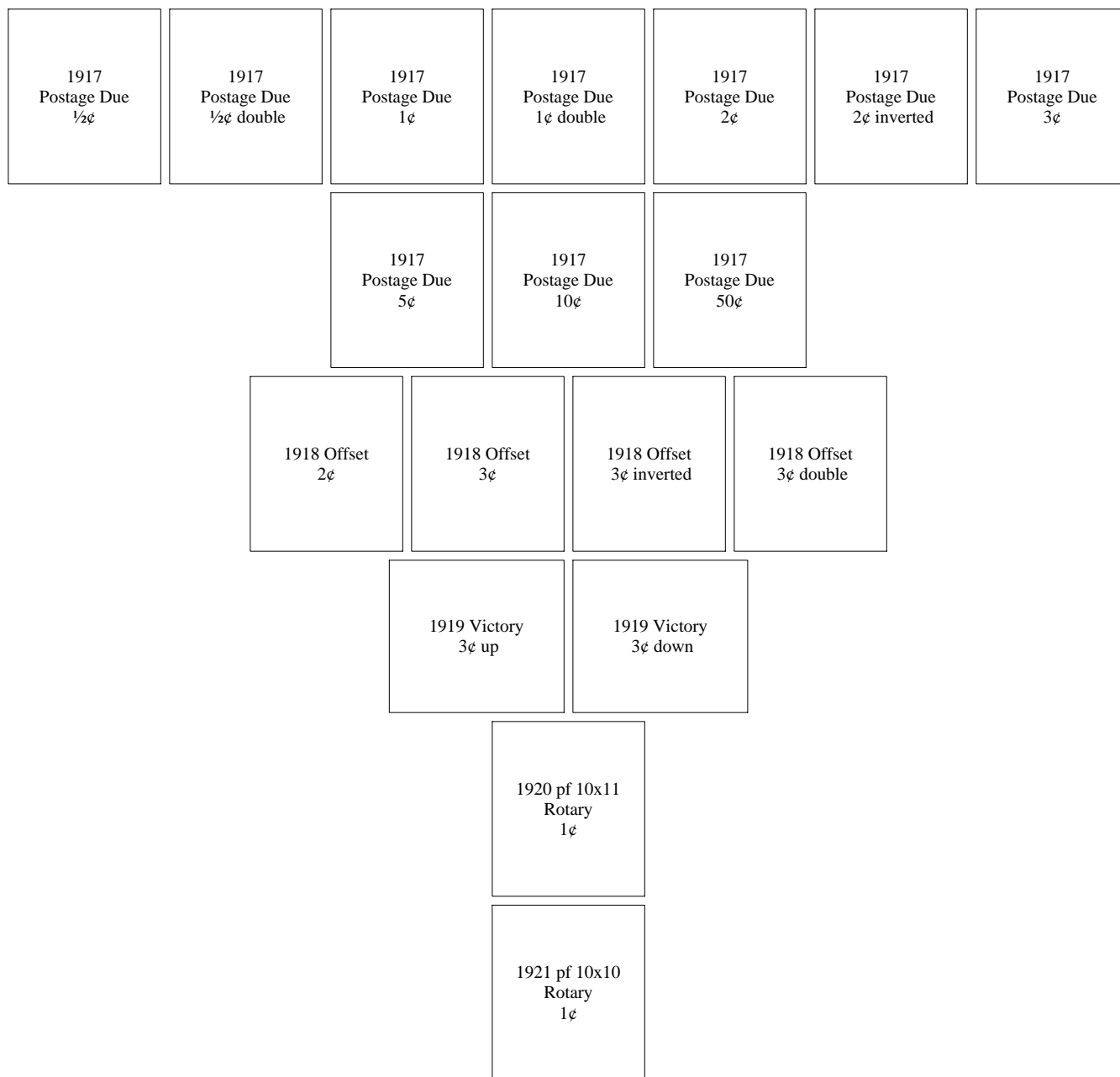
# Pennsylvania

## Lancaster - Type 212

|                                      |  |                                      |  |                        |   |                     |
|--------------------------------------|--|--------------------------------------|--|------------------------|---|---------------------|
| 1917<br>1¢                           | 1917<br>1¢ inverted                    | 1917<br>1¢ double                    | 1917<br>2¢                             | 1917<br>3¢             | 1917<br><small>3¢ Scott 502a perf 10 at top or bottom</small> | 1917<br>4¢          |
| 1917<br>4¢ inverted                  | 1917<br>5¢                             | 1917<br>6¢                           | 1917<br>6¢ triple                      | 1917<br>6¢ double (NI) | 1917<br>7¢  | 1917<br>7¢ inverted |
| 1917<br>7¢ double                    | 1917<br>8¢                             | 1917<br>9¢                           | 1917<br>10¢                            | 1917<br>10¢ double     | 1917<br>10¢ triple  | 1917<br>11¢         |
| 1917<br>12¢                          | 1917<br>12¢ inverted                   | 1917<br>13¢                          | 1917<br>15¢                            | 1917<br>15¢ inverted   | 1917<br>20¢   | 1917<br>30¢         |
| 1917<br>50¢                          |  |                                      |  |                        |   |                     |
| 1917 Documentary<br>Revenue<br>1¢ up | 1917 Documentary<br>Revenue<br>1¢ down | 1917 Documentary<br>Revenue<br>2¢ up | 1917 Documentary<br>Revenue<br>2¢ down |                        |   |                     |

# Pennsylvania

## Lancaster - Type 212



# Pennsylvania

## Lancaster - Type 232

|                           |                                    |                           |                                    |                                  |                           |                                     |
|---------------------------|------------------------------------|---------------------------|------------------------------------|----------------------------------|---------------------------|-------------------------------------|
| 1917<br>Postage Due<br>1¢ | 1917<br>Postage Due<br>1¢ inverted | 1917<br>Postage Due<br>2¢ | 1917<br>Postage Due<br>2¢ inverted | 1917<br>Postage Due<br>2¢ double | 1917<br>Postage Due<br>5¢ | 1917<br>Postage Due<br>10¢ inverted |
|---------------------------|------------------------------------|---------------------------|------------------------------------|----------------------------------|---------------------------|-------------------------------------|

## Lancaster - Type 413

|                         |            |            |            |             |            |            |
|-------------------------|------------|------------|------------|-------------|------------|------------|
| 1913 Parcel Post<br>10¢ |            |            |            |             |            |            |
| 1914<br>1¢              | 1914<br>2¢ | 1914<br>3¢ | 1914<br>4¢ | 1914<br>5¢  | 1914<br>6¢ | 1914<br>7¢ |
|                         |            | 1914<br>8¢ | 1914<br>9¢ | 1914<br>10¢ |            |            |
| 1919 Victory<br>3¢      |            |            |            |             |            |            |

# Pennsylvania

## Lancaster - Type 452

1913 Parcel Post  
75¢

1917  
1¢

1917  
2¢

1917  
3¢

1917  
4¢

1917  
5¢

1917  
6¢

1917  
7¢

1917  
8¢

1917  
9¢

1917  
10¢

1917  
11¢

1917  
12¢

1917  
13¢

1917  
15¢

1917  
20¢

1917  
30¢

1917  
50¢

1917  
\$1

1917 Documentary  
Revenue  
1¢

1917 Documentary  
Revenue  
2¢

1917  
Postage Due  
½¢

1917  
Postage Due  
1¢

1917  
Postage Due  
2¢

1917  
Postage Due  
5¢

1917  
Postage Due  
50¢

# Pennsylvania

## Lancaster - Type 452

1918 Air Post  
6¢

1919 Victory  
3¢

1920 Pilgrim  
1¢

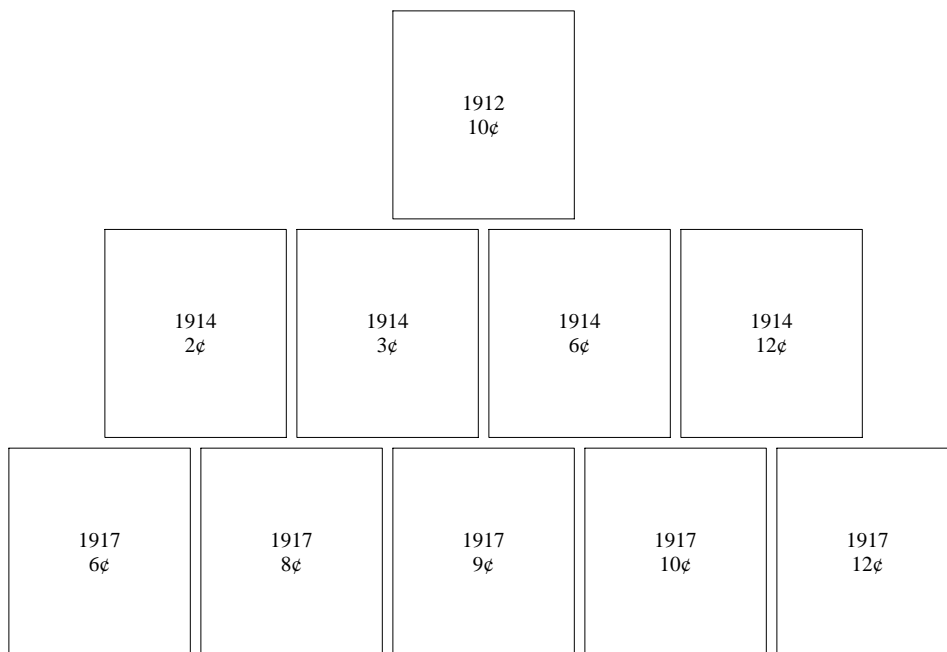
1921 pf 10x10  
Rotary  
1¢

## Langhorne - Type 482

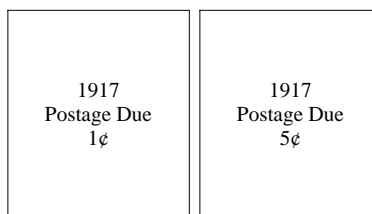
1917  
10¢

# Pennsylvania

## Lansdale - Type 415



## Lansdowne - Type 482





# Pennsylvania

## Lansdowne - Type 577

1917  
9¢

1918 Offset  
3¢

## Lapark - Type 455

1916 Coil Perf  
10 Vert  
1¢

# Pennsylvania

## Lebanon - Type 548

1916 Coil Perf  
10 Vert  
3¢

1917  
1¢

1917  
4¢

1917  
6¢

1917  
7¢

1917  
8¢

1917  
9¢

1917  
11¢

1917  
13¢

1917  
15¢

1917  
30¢

1917  
50¢

1917  
Postage Due  
1¢

1917  
Postage Due  
2¢

1917  
Postage Due  
3¢

1917  
Postage Due  
10¢

1918 Air Post  
6¢

1918 Offset  
2¢

1918 Offset  
3¢

# Pennsylvania

## Lebanon - Type 548


|                    |                    |                    |
|--------------------|--------------------|--------------------|
| 1920 Pilgrim<br>1¢ | 1920 Pilgrim<br>2¢ | 1920 Pilgrim<br>5¢ |
|--------------------|--------------------|--------------------|

## Lemoyne - Type 575

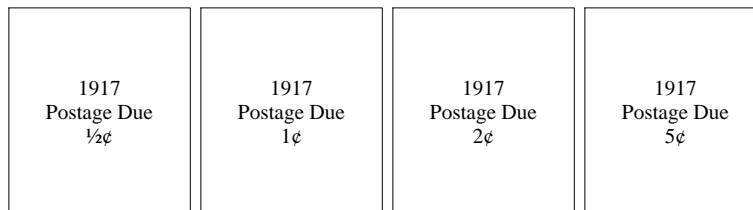
|                           |             |                           |                           |             |
|---------------------------|-------------|---------------------------|---------------------------|-------------|
| 1917<br>9¢                | 1917<br>11¢ | 1917<br>12¢               | 1917<br>13¢               | 1917<br>\$1 |
| 1917<br>Postage Due<br>½¢ |             | 1917<br>Postage Due<br>1¢ | 1917<br>Postage Due<br>2¢ |             |
| 1918 Offset<br>3¢         |             |                           |                           |             |
| 1919 Victory<br>3¢        |             |                           |                           |             |

# Pennsylvania


## Lewistown - Type 563/573



## Lititz - Type 556

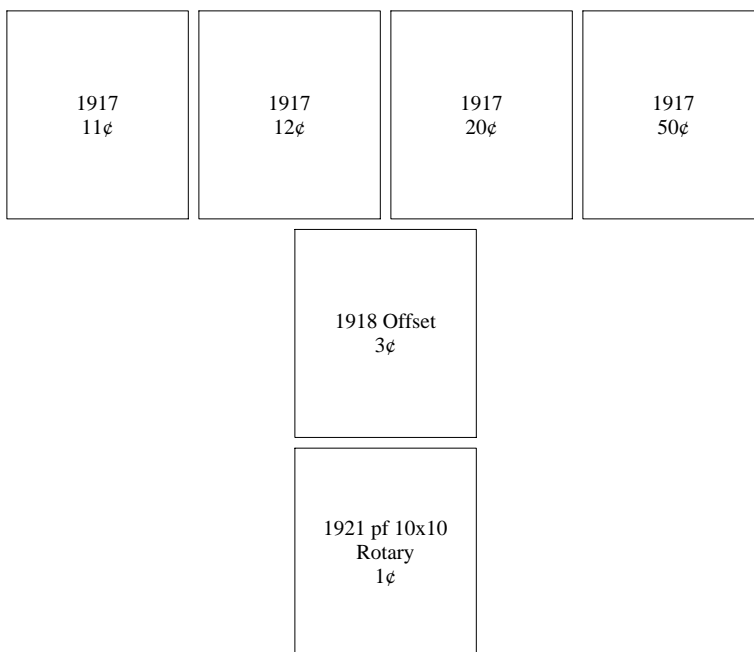


## Lock Haven - Type 553

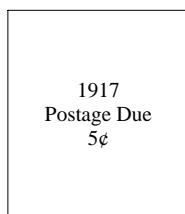


# Pennsylvania

## Lock Haven - Type 553

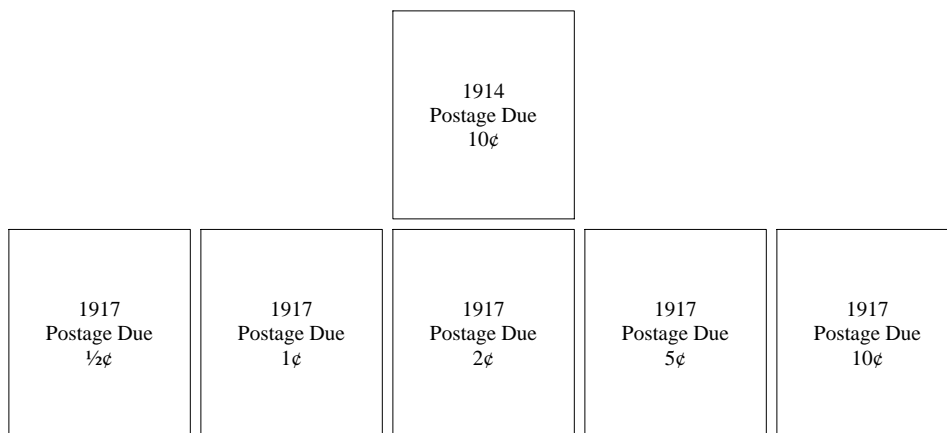


## McConnellsburg - Type L-1 HS



# Pennsylvania

## McKeesport - Type 577



## McKeesport - Type L-1 TS



# Pennsylvania

## McKeesport - Type L-1 TS

|                               |                 |                  |                   |                 |                  |                 |
|-------------------------------|-----------------|------------------|-------------------|-----------------|------------------|-----------------|
| 1917<br>4¢ town down state up | 1917<br>5¢ up   | 1917<br>5¢ down  | 1917<br>6¢ up     | 1917<br>6¢ down | 1917<br>7¢ up    | 1917<br>7¢ down |
| 1917<br>8¢ up                 | 1917<br>8¢ down | 1917<br>9¢ up    | 1917<br>9¢ down   | 1917<br>10¢ up  | 1917<br>10¢ down | 1917<br>11¢ up  |
|                               |                 | 1917<br>11¢ down | 1917<br>15¢ up    | 1917<br>20¢ up  | 1917<br>20¢ down |                 |
|                               |                 |                  | 1918 Offset<br>3¢ |                 |                  |                 |

## McKees Rocks - Type 578

|                           |                           |
|---------------------------|---------------------------|
| 1917<br>Postage Due<br>½¢ | 1917<br>Postage Due<br>1¢ |
|---------------------------|---------------------------|

# Pennsylvania

## Meadville - Type 204

|            |                     |                    |                     |                     |                    |                     |
|------------|---------------------|--------------------|---------------------|---------------------|--------------------|---------------------|
|            |                     | 1908<br>3¢         | 1908<br>4¢          | 1908<br>5¢          | 1908<br>6¢         |                     |
| 1912<br>1¢ | 1912<br>2¢          | 1912<br>7¢         | 1912<br>8¢          | 1912<br>9¢          | 1912<br>10¢        | 1912<br>10¢ double  |
|            |                     | 1912<br>12¢        | 1912<br>12¢ double  | 1912<br>15¢         | 1912<br>15¢ double |                     |
| 1914<br>1¢ | 1914<br>2¢          | 1914<br>3¢         | 1914<br>3¢ inverted | 1914<br>4¢          | 1914<br>5¢         | 1914<br>5¢ inverted |
| 1914<br>6¢ | 1914<br>6¢ inverted | 1914<br>7¢         | 1914<br>8¢          | 1914<br>8¢ inverted | 1914<br>9¢         | 1914<br>9¢ inverted |
|            | 1914<br>10¢         | 1914<br>10¢ double | 1914<br>11¢         | 1914<br>12¢         | 1914<br>15¢        |                     |



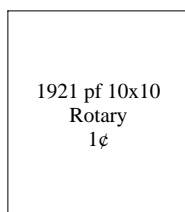
# Pennsylvania

## Meadville - Type 204

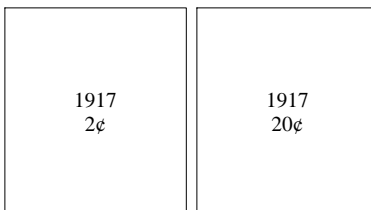
|                      |                                      |                                      |  |                     |                      |                     |
|----------------------|--------------------------------------|--------------------------------------|--|---------------------|----------------------|---------------------|
| 1917<br>1¢           | 1917<br>2¢                           | 1917<br>2¢ inverted                  | 1917<br>3¢                             | 1917<br>4¢          | 1917<br>4¢ inverted  | 1917<br>5¢          |
| 1917<br>5¢ inverted  | 1917<br>6¢                           | 1917<br>6¢ inverted                  | 1917<br>7¢                             | 1917<br>7¢ inverted | 1917<br>8¢           | 1917<br>8¢ inverted |
| 1917<br>9¢           | 1917<br>9¢ inverted                  | 1917<br>10¢                          | 1917<br>10¢ inverted                   | 1917<br>11¢         | 1917<br>11¢ inverted | 1917<br>12¢         |
| 1917<br>12¢ inverted | 1917<br>15¢                          | 1917<br>15¢ inverted                 | 1917<br>20¢                            | 1917<br>20¢ double  | 1917<br>50¢          |                     |
|                      | 1917 Documentary<br>Revenue<br>1¢ up | 1917 Documentary<br>Revenue<br>2¢ up | 1917 Documentary<br>Revenue<br>2¢ down |                     |                      |                     |
|                      | 1918 Offset<br>2¢ inverted           | 1918 Offset<br>3¢                    | 1918 Offset<br>3¢ inverted             |                     |                      |                     |

# Pennsylvania

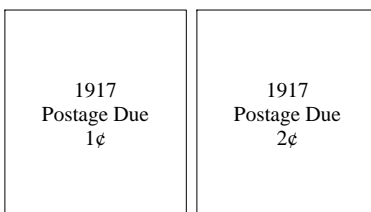
## Meadville - Type 204



## Meadville - Type L-1 M (Var 1)

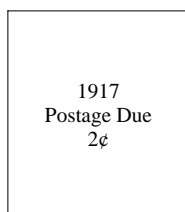


## Mercersburg - Type 471

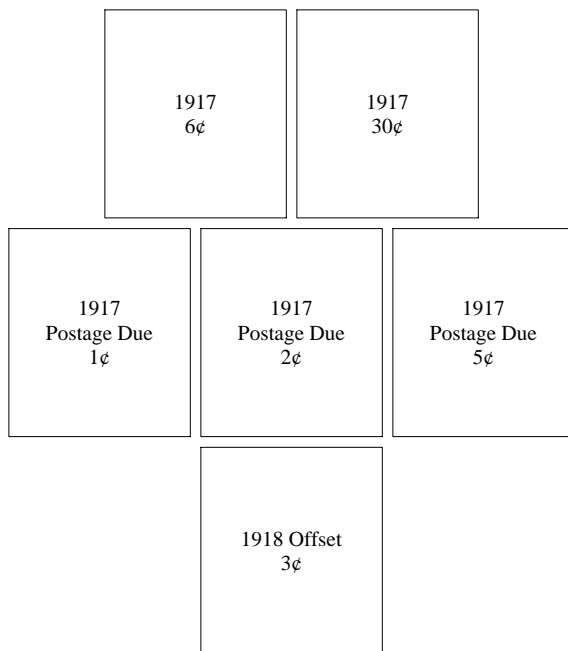


# Pennsylvania

## Mertztown - Type 622




## Milton - Type 547











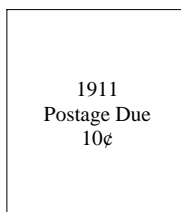





# Pennsylvania

## Milton - Type 701



## Monongahela - Type 413



# Pennsylvania

## Monongahela - Type 413

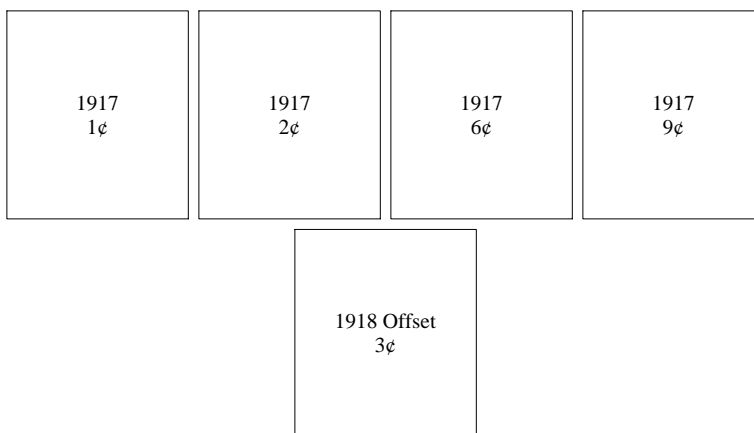
|            |            |            |                                   |            |             |             |
|------------|------------|------------|-----------------------------------|------------|-------------|-------------|
| 1917<br>3¢ | 1917<br>4¢ | 1917<br>7¢ | 1917<br>8¢                        | 1917<br>9¢ | 1917<br>10¢ | 1917<br>30¢ |
|            |            |            | 1917<br>50¢                       |            |             |             |
|            |            |            | 1917 Documentary<br>Revenue<br>1¢ |            |             |             |

## Monongahela - Type 486


|             |
|-------------|
| 1917<br>13¢ |
|-------------|

# Pennsylvania

## Montrose - Type L-1 HS

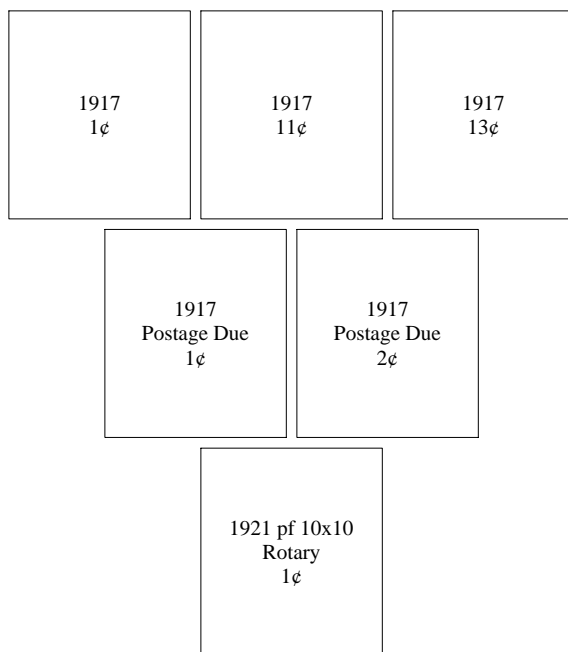


## Nanticoke - Type 549




# Pennsylvania

## Narberth - Type L-1 HS




## Narberth - Type L-2 HS

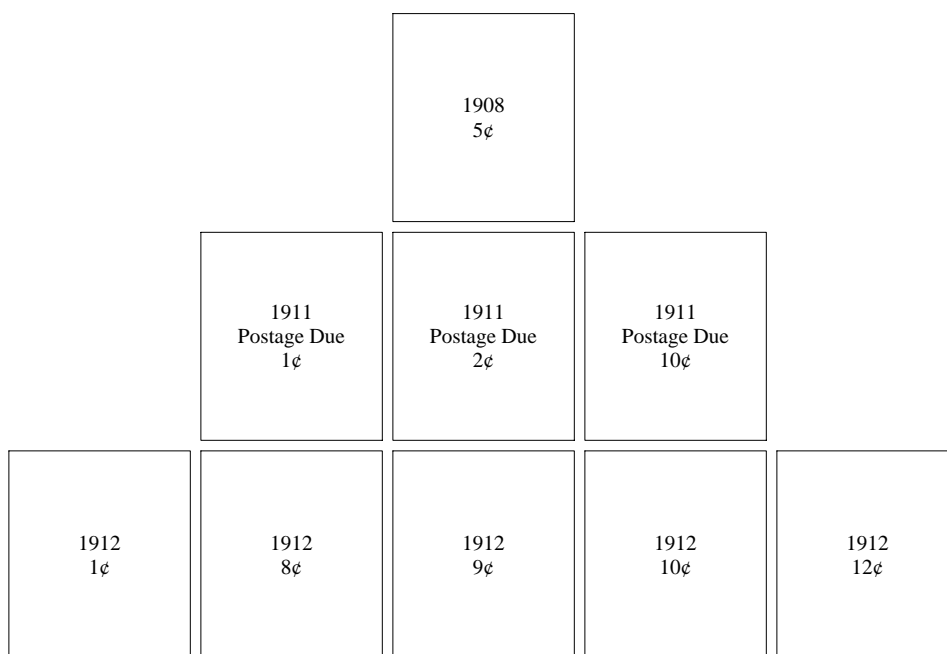


# Pennsylvania

## New Bethlehem - Type 463



## New Castle - Type 407





# Pennsylvania

## New Castle - Type 407

1913 Parcel Post Postage Due  
1¢

1914  
1¢

1914  
2¢

1914  
3¢

1914  
4¢

1914  
5¢

1914  
6¢

1914  
7¢

1914  
8¢

1914  
10¢

1914  
11¢

1914  
15¢

1914  
20¢

1914  
Postage Due  
2¢

1914  
Postage Due  
10¢

1917  
Postage Due  
2¢

# Pennsylvania

## New Castle - Type 482

|                                  |                           |                            |
|----------------------------------|---------------------------|----------------------------|
| 1916 Coil Perf<br>10 Horiz<br>1¢ |                           |                            |
| 1917<br>Postage Due<br>1¢        | 1917<br>Postage Due<br>2¢ | 1917<br>Postage Due<br>10¢ |

## New Castle - Type 513

|             |            |             |             |             |             |             |
|-------------|------------|-------------|-------------|-------------|-------------|-------------|
| 1917<br>1¢  | 1917<br>2¢ | 1917<br>3¢  | 1917<br>4¢  | 1917<br>5¢  | 1917<br>6¢  | 1917<br>7¢  |
| 1917<br>8¢  | 1917<br>9¢ | 1917<br>10¢ | 1917<br>11¢ | 1917<br>12¢ | 1917<br>15¢ | 1917<br>20¢ |
| 1917<br>50¢ |            |             |             |             |             |             |

# Pennsylvania

## New Castle - Type 513

|                           |                           |                            |
|---------------------------|---------------------------|----------------------------|
| 1917<br>Postage Due<br>1¢ | 1917<br>Postage Due<br>2¢ | 1917<br>Postage Due<br>10¢ |
|---------------------------|---------------------------|----------------------------|

## New Castle - Type 575

|                           |                           |                            |
|---------------------------|---------------------------|----------------------------|
| 1917<br>9¢                | 1917<br>11¢               | 1917<br>12¢                |
| 1917<br>Postage Due<br>1¢ | 1917<br>Postage Due<br>2¢ | 1917<br>Postage Due<br>10¢ |

# Pennsylvania

## New Castle - Type L-1 HS

1914  
11¢

1914  
Postage Due  
2¢

1917  
1¢

1917  
6¢

1917  
7¢

1917  
8¢

1917  
9¢

1917  
10¢

1917  
12¢

1917  
15¢

1917  
20¢

1917  
Postage Due  
1¢

1917  
Postage Due  
2¢

1917  
Postage Due  
3¢

1917  
Postage Due  
10¢

1918 Offset  
3¢

# Pennsylvania

## New Kensington - Type 472


|                              |                           |                           |                           |                           |                            |                            |
|------------------------------|---------------------------|---------------------------|---------------------------|---------------------------|----------------------------|----------------------------|
| 1917<br>Postage Due<br>½¢    | 1917<br>Postage Due<br>1¢ | 1917<br>Postage Due<br>2¢ | 1917<br>Postage Due<br>3¢ | 1917<br>Postage Due<br>5¢ | 1917<br>Postage Due<br>10¢ | 1917<br>Postage Due<br>30¢ |
| 1917 Special Delivery<br>10¢ |                           |                           |                           |                           |                            |                            |

## New Kensington - Type 581


|                           |                           |                           |                           |                           |                            |                            |
|---------------------------|---------------------------|---------------------------|---------------------------|---------------------------|----------------------------|----------------------------|
| 1917<br>4¢                | 1917<br>6¢                | 1917<br>8¢                | 1917<br>9¢                | 1917<br>10¢               | 1917<br>13¢                | 1917<br>30¢                |
| 1917<br>50¢               |                           |                           |                           |                           |                            |                            |
| 1917<br>Postage Due<br>½¢ | 1917<br>Postage Due<br>1¢ | 1917<br>Postage Due<br>2¢ | 1917<br>Postage Due<br>3¢ | 1917<br>Postage Due<br>5¢ | 1917<br>Postage Due<br>10¢ | 1917<br>Postage Due<br>30¢ |

# Pennsylvania

## New Kensington - Type 581



## Norristown - Type 225



# Pennsylvania

## Norristown - Type 225

1918 Offset  
3¢

1921 pf 10x10  
Rotary  
1¢

## Norristown - Type 413

1917  
9¢

1917  
10¢

1917  
11¢

1917  
15¢

1917  
50¢

1917  
\$1

1917  
Postage Due  
1¢

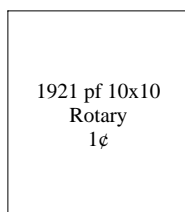
1917  
Postage Due  
2¢

1917  
Postage Due  
10¢

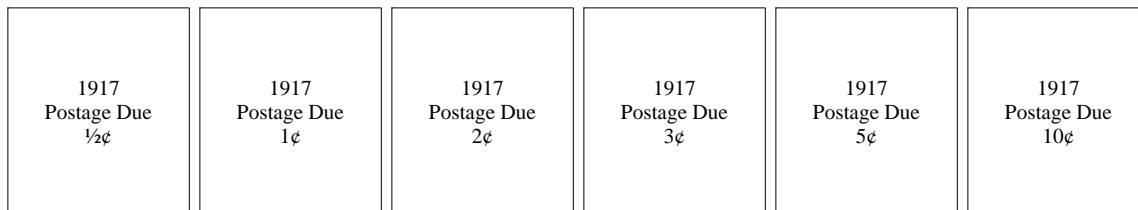
1918 Offset  
3¢

# Pennsylvania

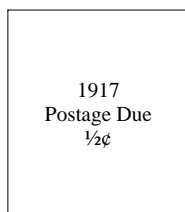
## Norristown - Type 413



## Norristown - Type 471




## Norristown - Type 632



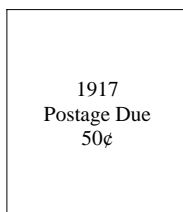




# Pennsylvania

## Norristown - Type 704

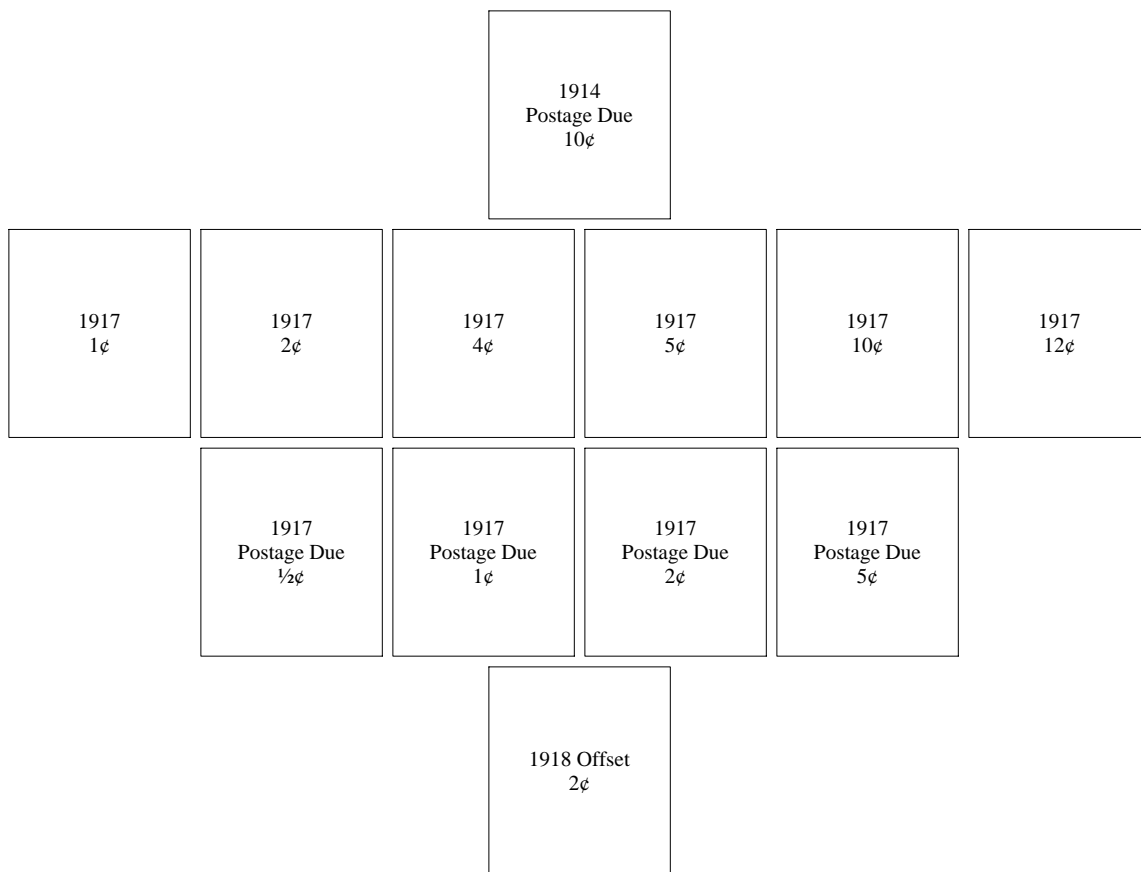


## Norristown - Type L-1 HS




# Pennsylvania

## Northampton - Type 462




## North Wales - Type 553

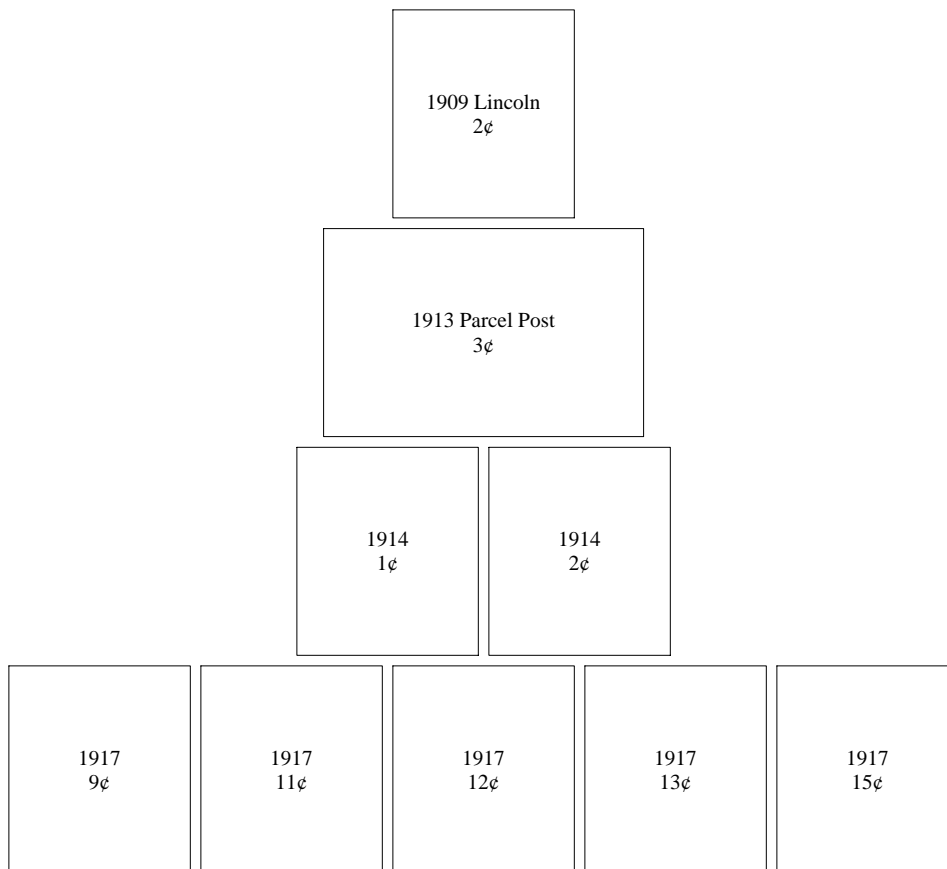


# Pennsylvania

## North Wales - Type 553



## Oaks - Type 546



# Pennsylvania

## Oaks - Type 546

1918 Air Post  
16¢

1918 Offset  
2¢

1918 Offset  
3¢


1919 Victory  
3¢

1920 Pilgrim  
1¢


1921 pf 10x10  
Rotary  
1¢

# Pennsylvania

## Oil City - Type 492

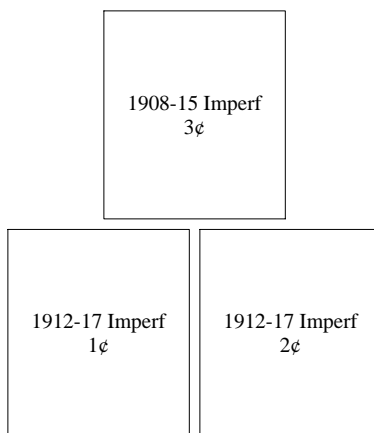


## Oil City - Type 548

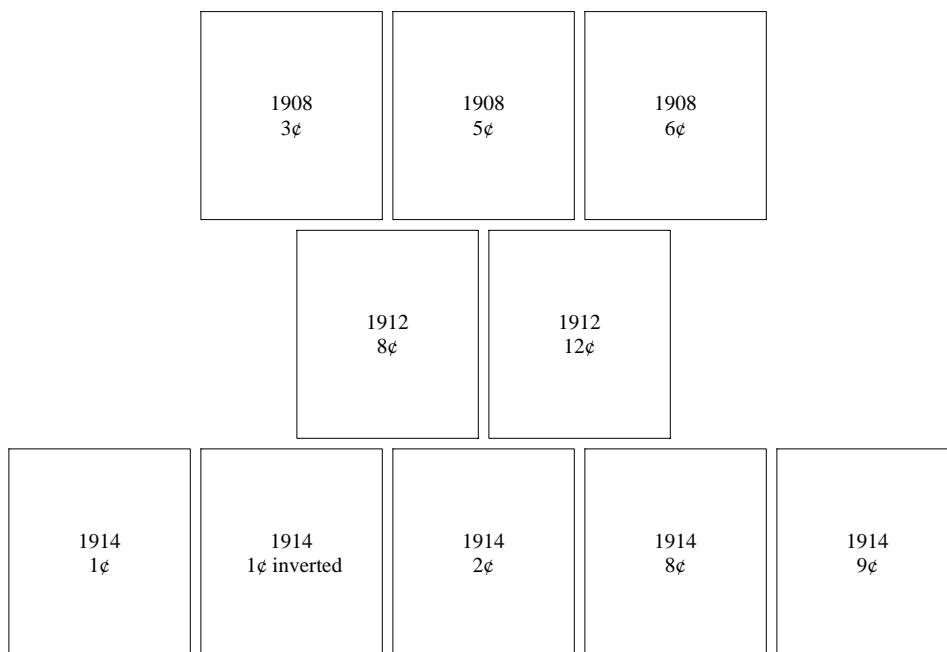


# Pennsylvania

## Orangeville - Type 471



## Palmyra - Type 204



# Pennsylvania

## Palmyra - Type 204


|                               |  |
|-------------------------------|--|
| 1917<br>1¢                    | 1917<br>5¢                             |
| 1921 pf 10x10<br>Rotary<br>1¢ | 1921 pf 10x10<br>Rotary<br>1¢ inverted |

## Palmyra - Type 405


|                         |            |            |            |
|-------------------------|------------|------------|------------|
| 1908<br>3¢              | 1908<br>4¢ | 1908<br>5¢ | 1908<br>6¢ |
| 1912<br>1¢              | 1912<br>7¢ | 1912<br>8¢ | 1912<br>9¢ |
| 1913 Parcel Post<br>15¢ |            |            |            |

# Pennsylvania

## Palmyra - Type 405



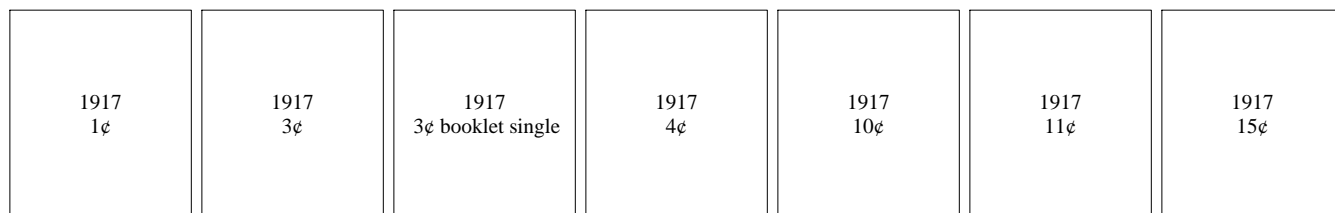

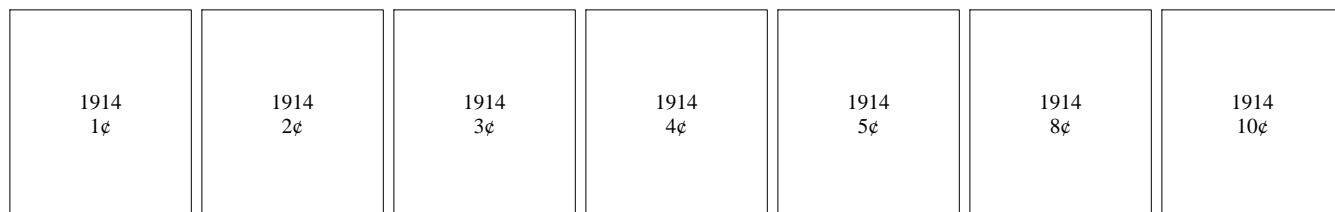



## Paradise - Type 236





# Pennsylvania

## Paradise - Type 457



# Pennsylvania

## Paradise - Type 457

1918 Offset  
3¢

1919 Victory  
3¢

## Paradise - Type 526

1914  
10¢

1917  
1¢

1917  
4¢

1917  
5¢

1917  
6¢

1917  
7¢

1917  
8¢

1917  
10¢

1917  
15¢

# Pennsylvania

## Paradise - Type 526

1917  
Postage Due  
1¢

1918 Offset  
2¢

1918 Offset  
3¢

1919 Victory  
3¢

1920 Pilgrim  
1¢

1921 pf 10x10  
Rotary  
1¢

# Pennsylvania

## Paradise - Type L-1 E

|                     |                     |                          |                          |                        |                     |             |
|---------------------|---------------------|--------------------------|--------------------------|------------------------|---------------------|-------------|
|                     |                     | 1908<br>1¢               | 1908<br>1¢ inverted      | 1908<br>1¢ double (NI) |                     |             |
|                     |                     | 1912<br>1¢               | 1912<br>1¢ inverted      | 1912<br>1¢ double      |                     |             |
| 1914<br>1¢          | 1914<br>2¢          | 1914<br>3¢               | 1914<br>3¢ inverted      | 1914<br>4¢             | 1914<br>5¢          | 1914<br>10¢ |
|                     |                     | 1914<br>12¢              | 1914<br>12¢ inverted     |                        |                     |             |
| 1917<br>1¢          | 1917<br>1¢ inverted | 1917<br>1¢ double        | 1917<br>1¢ double invert | 1917<br>2¢             | 1917<br>2¢ inverted | 1917<br>4¢  |
| 1917<br>4¢ inverted | 1917<br>4¢ double   | 1917<br>4¢ double invert | 1917<br>5¢               | 1917<br>5¢ inverted    | 1917<br>5¢ double   | 1917<br>7¢  |


# Pennsylvania

## Paradise - Type L-1 E


|                     |                           |                            |                               |                                 |                               |                      |
|---------------------|---------------------------|----------------------------|-------------------------------|---------------------------------|-------------------------------|----------------------|
| 1917<br>7¢ inverted | 1917<br>7¢ double         | 1917<br>10¢                | 1917<br>10¢ inverted          | 1917<br>10¢ double              | 1917<br>11¢                   | 1917<br>11¢ inverted |
|                     | 1917<br>11¢ double invert | 1917<br>11¢ double (NI)    | 1917<br>15¢                   | 1917<br>15¢ inverted            | 1917<br>15¢ double invert     |                      |
| 1918 Offset<br>1¢   | 1918 Offset<br>2¢         | 1918 Offset<br>2¢ inverted | 1918 Offset<br>2¢ double      | 1918 Offset<br>2¢ double invert | 1918 Offset<br>2¢ double (NI) | 1918 Offset<br>3¢    |
|                     |                           | 1918 Offset<br>3¢ inverted | 1918 Offset<br>3¢ double      | 1918 Offset<br>3¢ double (NI)   |                               |                      |
|                     |                           | 1919 Victory<br>3¢ up      | 1919 Victory<br>3¢ double up  |                                 |                               |                      |
|                     |                           |                            | 1921 pf 10x10<br>Rotary<br>1¢ |                                 |                               |                      |

# Pennsylvania

## Parkesburg - Type 734



## Patton - Type 547



# Pennsylvania

## Philadelphia - Type 101

|                                     |                                 |                                 |                                 |                                 |
|-------------------------------------|---------------------------------|---------------------------------|---------------------------------|---------------------------------|
| 1916 Coil Perf<br>10 Horiz<br>3¢ up |                                 |                                 |                                 |                                 |
| 1916 Coil Perf<br>10 Vert<br>1¢     | 1916 Coil Perf<br>10 Vert<br>2¢ | 1916 Coil Perf<br>10 Vert<br>3¢ | 1916 Coil Perf<br>10 Vert<br>4¢ | 1916 Coil Perf<br>10 Vert<br>5¢ |

## Philadelphia - Type 112

|                                 |                                 |                                 |                                 |                                 |  |                                  |
|---------------------------------|---------------------------------|---------------------------------|---------------------------------|---------------------------------|--|----------------------------------|
| 1916 Coil Perf<br>10 Vert<br>1¢ | 1916 Coil Perf<br>10 Vert<br>2¢ | 1916 Coil Perf<br>10 Vert<br>3¢ | 1916 Coil Perf<br>10 Vert<br>4¢ | 1916 Coil Perf<br>10 Vert<br>5¢ | 1916 Coil Perf<br>10 Vert<br>5¢ inverted | 1916 Coil Perf<br>10 Vert<br>10¢ |
|---------------------------------|---------------------------------|---------------------------------|---------------------------------|---------------------------------|--|----------------------------------|

# Pennsylvania

## Philadelphia - Type 163

|                                    |                                      |   |   |   |                                     |   |
|------------------------------------|--------------------------------------|---|---|---|-------------------------------------|---|
|                                    |                                      |   |   |   |                                     |   |
|                                    |                                      |   | 1916 Coil Perf<br>10 Horiz<br>1¢ inverted   | 1916 Coil Perf<br>10 Horiz<br>2¢ inverted |                                     |   |
| 1916 Coil Perf<br>10 Vert<br>1¢ up | 1916 Coil Perf<br>10 Vert<br>1¢ down | 1916 Coil Perf<br>10 Vert<br>1¢ double up   | 1916 Coil Perf<br>10 Vert<br>1¢ double (UD) | 1916 Coil Perf<br>10 Vert<br>2¢ up        | 1916 Coil Perf<br>10 Vert<br>3¢ up  | 1916 Coil Perf<br>10 Vert<br>3¢ double up |
|                                    |                                      | 1916 Coil Perf<br>10 Vert<br>3¢ double (UD) | 1916 Coil Perf<br>10 Vert<br>4¢ up          | 1916 Coil Perf<br>10 Vert<br>5¢ up        | 1916 Coil Perf<br>10 Vert<br>10¢ up | 1916 Coil Perf<br>10 Vert<br>10¢ down     |

## Philadelphia - Type 205

|                     |                     |                   |             |                     |                         |            |
|---------------------|---------------------|-------------------|-------------|---------------------|-------------------------|------------|
| 1908<br>3¢          | 1908<br>3¢ inverted | 1908<br>3¢ double | 1908<br>4¢  | 1908<br>4¢ inverted | 1908<br>4¢ double       | 1908<br>5¢ |
| 1908<br>5¢ inverted | 1908<br>6¢          | 1908<br>6¢ double | 1908<br>\$1 | 1908<br>\$1 double  | 1908<br>\$1 double (NI) |            |



# Pennsylvania

## Philadelphia - Type 205

|                   |                        |                    |                     |                          |                    |                     |
|-------------------|------------------------|--------------------|---------------------|--------------------------|--------------------|---------------------|
| 1912<br>1¢        | 1912<br>1¢ inverted    | 1912<br>1¢ double  | 1912<br>2¢          | 1912<br>2¢ inverted      | 1912<br>2¢ double  | 1912<br>7¢          |
| 1912<br>8¢        | 1912<br>8¢ double      | 1912<br>9¢         | 1912<br>9¢ double   | 1912<br>10¢              | 1912<br>10¢ double | 1912<br>12¢         |
| 1912<br>15¢       | 1912<br>15¢ inverted   | 1912<br>15¢ double | 1912<br>20¢         | 1912<br>20¢ double       | 1912<br>30¢        | 1912<br>30¢ double  |
|                   |                        | 1912<br>50¢        | 1912<br>50¢ double  | 1912<br>\$1              |                    |                     |
| 1914<br>1¢        | 1914<br>1¢ inverted    | 1914<br>1¢ double  | 1914<br>1¢ triple   | 1914<br>1¢ double invert | 1914<br>2¢         | 1914<br>2¢ inverted |
| 1914<br>2¢ double | 1914<br>2¢ double (NI) | 1914<br>3¢         | 1914<br>3¢ inverted | 1914<br>3¢ double        | 1914<br>4¢         | 1914<br>4¢ inverted |

# Pennsylvania

## Philadelphia - Type 205

|                   |                      |                                 |  |                                 |                                 |                            |
|-------------------|----------------------|---------------------------------|--|---------------------------------|---------------------------------|----------------------------|
| 1914<br>4¢ double | 1914<br>5¢           | 1914<br>5¢ inverted             | 1914<br>5¢ double                        | 1914<br>6¢                      | 1914<br>6¢ double               | 1914<br>6¢ double (NdiagU) |
| 1914<br>7¢        | 1914<br>7¢ inverted  | 1914<br>8¢                      | 1914<br>8¢ inverted                      | 1914<br>8¢ double               | 1914<br>9¢                      | 1914<br>9¢ double          |
| 1914<br>10¢       | 1914<br>10¢ inverted | 1914<br>10¢ double              | 1914<br>11¢                              | 1914<br>11¢ inverted            | 1914<br>12¢                     | 1914<br>12¢ inverted       |
| 1914<br>15¢       | 1914<br>15¢ double   | 1914<br>20¢                     | 1914<br>20¢ inverted                     | 1914<br>20¢ double              | 1914<br>30¢                     | 1914<br>30¢ inverted       |
|                   |                      | 1914<br>30¢ double              | 1914<br>50¢                              | 1914<br>\$1                     | 1914<br>\$1 inverted            |                            |
|                   |                      | 1916 Coil Perf<br>10 Vert<br>1¢ | 1916 Coil Perf<br>10 Vert<br>1¢ inverted | 1916 Coil Perf<br>10 Vert<br>3¢ | 1916 Coil Perf<br>10 Vert<br>4¢ |                            |

# Pennsylvania

## Philadelphia - Type 205

|                             |                     |                      |                                 |                           |                      |                        |
|-----------------------------|---------------------|----------------------|---------------------------------|---------------------------|----------------------|------------------------|
| 1917<br>1¢                  | 1917<br>1¢ inverted | 1917<br>1¢ double    | 1917<br>1¢ double invert        | 1917<br>1¢ double (NI)    | 1917<br>2¢           | 1917<br>2¢ inverted    |
| 1917<br>2¢ double           | 1917<br>3¢          | 1917<br>3¢ inverted  | 1917<br>4¢                      | 1917<br>4¢ inverted       | 1917<br>4¢ double    | 1917<br>4¢ double (NI) |
| 1917<br>5¢                  | 1917<br>5¢ inverted | 1917<br>5¢ double    | 1917<br>5¢ rose error Scott 505 | 1917<br>6¢                | 1917<br>6¢ inverted  | 1917<br>6¢ double      |
| 1917<br>7¢                  | 1917<br>7¢ inverted | 1917<br>7¢ double    | 1917<br>7¢ double invert        | 1917<br>8¢                | 1917<br>8¢ inverted  | 1917<br>8¢ double      |
| 1917<br>9¢                  | 1917<br>9¢ inverted | 1917<br>9¢ double    | 1917<br>9¢ double (NI)          | 1917<br>10¢               | 1917<br>10¢ inverted | 1917<br>10¢ double     |
| 1917<br>10¢ double (NdiagU) | 1917<br>11¢         | 1917<br>11¢ inverted | 1917<br>11¢ double              | 1917<br>11¢ double invert | 1917<br>12¢          | 1917<br>12¢ double     |

# Pennsylvania

## Philadelphia - Type 205

|                           |                            |                                    |                            |                                    |                                   |                           |
|---------------------------|----------------------------|------------------------------------|----------------------------|------------------------------------|-----------------------------------|---------------------------|
| 1917<br>15¢               | 1917<br>15¢ inverted       | 1917<br>20¢                        | 1917<br>20¢ inverted       | 1917<br>20¢ double                 | 1917<br>30¢                       | 1917<br>30¢ inverted      |
| 1917<br>30¢ double        | 1917<br>50¢                | 1917<br>50¢ double                 | 1917<br>\$1                | 1917<br>\$1 inverted               | 1917<br>\$1 double                | 1917<br>\$1 double invert |
| 1917<br>\$1 double (NI)   |                            |                                    |                            |                                    |                                   |                           |
| 1917<br>Postage Due<br>½¢ | 1917<br>Postage Due<br>1¢  | 1917<br>Postage Due<br>1¢ inverted | 1917<br>Postage Due<br>2¢  | 1917<br>Postage Due<br>2¢ inverted | 1917<br>Postage Due<br>2¢ double  | 1917<br>Postage Due<br>3¢ |
| 1917<br>Postage Due<br>5¢ | 1917<br>Postage Due<br>10¢ | 1917<br>Postage Due<br>10¢ double  | 1917<br>Postage Due<br>30¢ | 1917<br>Postage Due<br>50¢         | 1917<br>Postage Due<br>50¢ double |                           |
| 1918 Air Post<br>16¢ up   | 1918 Air Post<br>16¢ down  | 1918 Air Post<br>16¢ double down   | 1918 Air Post<br>24¢ up    | 1918 Air Post<br>24¢ down          | 1918 Air Post<br>24¢ double down  |                           |

# Pennsylvania

## Philadelphia - Type 205

|                            |                             |                                 |                          |                                 |                                      |   |
|----------------------------|-----------------------------|---------------------------------|--------------------------|---------------------------------|--------------------------------------|---|
| 1918 Offset<br>1¢          | 1918 Offset<br>1¢ Schermack | 1918 Offset<br>1¢ inverted      | 1918 Offset<br>1¢ double | 1918 Offset<br>1¢ double invert | 1918 Offset<br>1¢ double (NI)        | 1918 Offset<br>2¢   |
| 1918 Offset<br>2¢ inverted | 1918 Offset<br>2¢ double    | 1918 Offset<br>2¢ double invert | 1918 Offset<br>3¢        | 1918 Offset<br>3¢ inverted      | 1918 Offset<br>3¢ double             | 1918 Offset<br><small>3¢ Scott 530a double impression</small> |
|                            |                             |                                 |                          | 1921 pf 10x10<br>Rotary<br>1¢   | 1921 pf 10x10<br>Rotary<br>1¢ double |   |

## Philadelphia - Type 230

|  |  |   |   |  |   |   |                         |
|--|--|---|---|--|---|---|-------------------------|
|  |  |   |   |  |   |   | <div>1917<br/>11¢</div> |
| <div>1917<br/>Postage Due<br/>½¢</div> | <div>1917<br/>Postage Due<br/>1¢</div> | <div>1917<br/>Postage Due<br/>1¢ inverted</div> | <div>1917<br/>Postage Due<br/>1¢ double</div> | <div>1917<br/>Postage Due<br/>2¢</div> | <div>1917<br/>Postage Due<br/>2¢ inverted</div> | <div>1917<br/>Postage Due<br/>2¢ double</div> |                         |

# Pennsylvania

## Philadelphia - Type 230

|                           |                                     |                                   |                            |                                     |                                  |                            |
|---------------------------|-------------------------------------|-----------------------------------|----------------------------|-------------------------------------|----------------------------------|----------------------------|
| 1917<br>Postage Due<br>3¢ | 1917<br>Postage Due<br>3¢ inverted  | 1917<br>Postage Due<br>3¢ double  | 1917<br>Postage Due<br>5¢  | 1917<br>Postage Due<br>5¢ inverted  | 1917<br>Postage Due<br>5¢ double | 1917<br>Postage Due<br>10¢ |
|                           | 1917<br>Postage Due<br>10¢ inverted | 1917<br>Postage Due<br>10¢ double | 1917<br>Postage Due<br>30¢ | 1917<br>Postage Due<br>30¢ inverted | 1917<br>Postage Due<br>50¢       |                            |
|                           |                                     |                                   | 1918 Offset<br>3¢          | 1918 Offset<br>3¢ double            |                                  |                            |

## Philadelphia - Type 247

|                                  |                                  |                                  |                                    |                                  |                            |                                  |
|----------------------------------|----------------------------------|----------------------------------|------------------------------------|----------------------------------|----------------------------|----------------------------------|
| 1917<br>Postage Due<br>½¢        | 1917<br>Postage Due<br>½¢ double | 1917<br>Postage Due<br>1¢        | 1917<br>Postage Due<br>1¢ inverted | 1917<br>Postage Due<br>1¢ double | 1917<br>Postage Due<br>2¢  | 1917<br>Postage Due<br>2¢ double |
| 1917<br>Postage Due<br>2¢ triple | 1917<br>Postage Due<br>3¢        | 1917<br>Postage Due<br>3¢ double | 1917<br>Postage Due<br>5¢          | 1917<br>Postage Due<br>5¢ double | 1917<br>Postage Due<br>10¢ | 1917<br>Postage Due<br>30¢       |

# Pennsylvania

## Philadelphia - Type 247

|                                   |                            |                                   |
|-----------------------------------|----------------------------|-----------------------------------|
| 1917<br>Postage Due<br>30¢ double | 1917<br>Postage Due<br>50¢ | 1917<br>Postage Due<br>50¢ double |
|-----------------------------------|----------------------------|-----------------------------------|

## Philadelphia - Type L-1 E (Var 1)

|                                      |                          |                                      |                                    |                                      |                                      |  |
|--------------------------------------|--------------------------|--------------------------------------|------------------------------------|--------------------------------------|--------------------------------------|--|
| 1908<br>1¢                           | 1908<br>1¢ inverted      | 1908<br>1¢ double                    | 1908<br>1¢ double invert           | 1908<br>1¢ double (var 1N, var 2inv) | 1908<br>2¢                           | 1908<br>2¢ inverted                    |
| 1908<br>2¢ double                    | 1908<br>2¢ double invert | 1908<br>2¢ double (var 1inv, var 2N) | 1908<br>3¢                         | 1908<br>3¢ inverted                  | 1908<br>3¢ double                    | 1908<br>3¢ double invert               |
| 1908<br>3¢ double (var 1N, var 2inv) | 1908<br>4¢               | 1908<br>4¢ inverted                  | 1908<br>4¢ double                  | 1908<br>4¢ double (var 1N, var 2N)   | 1908<br>4¢ double (var 1N, var 2inv) | 1908<br>4¢ triple (var 1dbl, var 2inv) |
| 1908<br>5¢                           | 1908<br>5¢ inverted      | 1908<br>5¢ double                    | 1908<br>5¢ double (var 1N, var 2N) | 1908<br>5¢ double (var 1inv, var 2N) | 1908<br>5¢ double (var 1N, var 2inv) | 1908<br>6¢                             |

# Pennsylvania

## Philadelphia - Type L-1 E (Var 1)

|                                       |   |                                      |                                       |                                       |                                     |  |
|---------------------------------------|---|--------------------------------------|---------------------------------------|---------------------------------------|-------------------------------------|--|
| 1908<br>6¢ inverted                   | 1908<br>6¢ double                         | 1908<br>6¢ double (var 1inv, var 2N) | 1908<br>8¢                            | 1908<br>8¢ inverted                   | 1908<br>8¢ double                   | 1908<br>8¢ double (NI)                       |
| 1908<br>8¢ double (var 1inv, var 2N)  | 1908<br>10¢                               | 1908<br>10¢ inverted                 | 1908<br>10¢ double                    | 1908<br>10¢ double (NI)               | 1908<br>10¢ double (var 1N, var 2N) | 1908<br>10¢ double (var 1N, var 2inv)        |
| 1908<br>10¢ double (var 1inv, var 2N) | 1908<br>10¢ triple (var 1inv dbl, var 2N) | 1908<br>15¢                          | 1908<br>15¢ inverted                  | 1908<br>15¢ double                    | 1908<br>15¢ double (NI)             | 1908<br>15¢ double (var 1N, var 2N)          |
| 1908<br>15¢ double (var 1N, var 2inv) | 1908<br>50¢                               | 1908<br>50¢ double                   | 1908<br>50¢ double (var 1N, var 2inv) | 1908<br>50¢ double (var 1inv, var 2N) | 1908<br>\$1                         | 1908<br>\$1 double                           |
|                                       |   |                                      |                                       |                                       |                                     |  |
| 1908<br>\$1 triple                    |   | 1908<br>\$1 double (NI)              |                                       | 1908<br>\$1 double (var 1N, var 2N)   |                                     | 1908<br>\$1 double (var 1inv, var 2N)        |
| 1909 Lincoln<br>2¢                    |   | 1909 Lincoln<br>2¢ inverted          |                                       | 1909 Lincoln<br>2¢ double             |                                     | 1909 Lincoln<br>2¢ double (var 1N, var 2inv) |



# Pennsylvania

## Philadelphia - Type L-1 E (Var 1)

|                          |                                       |                                       |                          |                      |                                       |                                       |
|--------------------------|---------------------------------------|---------------------------------------|--------------------------|----------------------|---------------------------------------|---------------------------------------|
| 1912<br>1¢               | 1912<br>1¢ inverted                   | 1912<br>1¢ double                     | 1912<br>1¢ double invert | 1912<br>2¢           | 1912<br>2¢ inverted                   | 1912<br>2¢ double                     |
| 1912<br>2¢ double invert | 1912<br>8¢                            | 1912<br>8¢ inverted                   | 1912<br>8¢ double        | 1912<br>10¢          | 1912<br>10¢ inverted                  | 1912<br>10¢ double                    |
| 1912<br>10¢ double (NI)  | 1912<br>10¢ double (var 1N, var 2inv) | 1912<br>10¢ double (var 1inv, var 2N) | 1912<br>15¢              | 1912<br>15¢ inverted | 1912<br>15¢ double                    | 1912<br>15¢ double (var 1N, var 2inv) |
| 1912<br>50¢              | 1912<br>50¢ double                    | 1912<br>50¢ double (var 1N, var 2inv) | 1912<br>\$1              | 1912<br>\$1 double   | 1912<br>\$1 double (var 1N, var 2inv) | 1912<br>\$1 double (var 1inv, var 2N) |
| 1914<br>3¢ inverted      |                                       |                                       |                          |                      |                                       |                                       |

# Pennsylvania

## Philadelphia - Type L-1 E (Var 2)

|                          |                          |                        |                          |                        |                        |                          |
|--------------------------|--------------------------|------------------------|--------------------------|------------------------|------------------------|--------------------------|
| 1908<br>1¢               | 1908<br>1¢ inverted      | 1908<br>1¢ double      | 1908<br>1¢ double invert | 1908<br>1¢ double (NI) | 1908<br>2¢             | 1908<br>2¢ inverted      |
| 1908<br>2¢ double        | 1908<br>2¢ double invert | 1908<br>2¢ double (NI) | 1908<br>3¢               | 1908<br>3¢ inverted    | 1908<br>3¢ double      | 1908<br>3¢ double invert |
| 1908<br>3¢ double (NI)   | 1908<br>4¢               | 1908<br>4¢ inverted    | 1908<br>4¢ double        | 1908<br>4¢ double (NI) | 1908<br>5¢             | 1908<br>5¢ inverted      |
| 1908<br>5¢ double        | 1908<br>5¢ double (NI)   | 1908<br>6¢             | 1908<br>6¢ inverted      | 1908<br>6¢ double      | 1908<br>6¢ double (NI) | 1908<br>8¢               |
| 1908<br>8¢ inverted      | 1908<br>8¢ double        | 1908<br>8¢ double (NI) | 1908<br>10¢              | 1908<br>10¢ inverted   | 1908<br>10¢ double     | 1908<br>10¢ double (NI)  |
| 1908<br>10¢ triple (NNI) | 1908<br>15¢              | 1908<br>15¢ inverted   | 1908<br>15¢ double       | 1908<br>15¢ triple     | 1908<br>15¢ up         | 1908<br>15¢ double (NI)  |

# Pennsylvania

## Philadelphia - Type L-1 E (Var 2)

|                   |                          |                             |                            |                                |                                 |                         |
|-------------------|--------------------------|-----------------------------|----------------------------|--------------------------------|---------------------------------|-------------------------|
| 1908<br>50¢       | 1908<br>50¢ double       | 1908<br>50¢ double (NI)     | 1908<br>\$1                | 1908<br>\$1 double             | 1908<br>\$1 triple              | 1908<br>\$1 double (NI) |
|                   |                          |                             | 1908 Imperf<br>2¢ inverted |                                |                                 |                         |
|                   | 1909 Lincoln<br>2¢       | 1909 Lincoln<br>2¢ inverted | 1909 Lincoln<br>2¢ double  | 1909 Lincoln<br>2¢ double (NI) | 1909 Lincoln<br>2¢ triple (NII) |                         |
| 1912<br>1¢        | 1912<br>1¢ inverted      | 1912<br>1¢ double           | 1912<br>1¢ double invert   | 1912<br>1¢ double (NI)         | 1912<br>2¢                      | 1912<br>2¢ inverted     |
| 1912<br>2¢ double | 1912<br>2¢ double invert | 1912<br>2¢ double (NI)      | 1912<br>8¢                 | 1912<br>8¢ inverted            | 1912<br>8¢ double               | 1912<br>8¢ double (NI)  |
| 1912<br>10¢       | 1912<br>10¢ inverted     | 1912<br>10¢ double          | 1912<br>10¢ double (NI)    | 1912<br>15¢                    | 1912<br>15¢ inverted            | 1912<br>15¢ double      |

# Pennsylvania

## Philadelphia - Type L-1 E (Var 2)

|                         |             |                    |                         |  |             |                    |
|-------------------------|-------------|--------------------|-------------------------|--|-------------|--------------------|
| 1912<br>15¢ double (NI) | 1912<br>50¢ | 1912<br>50¢ double | 1912<br>50¢ double (NI) | 1912<br>50¢ double; 1 inverted diag down | 1912<br>\$1 | 1912<br>\$1 double |
|                         |             |                    | 1912<br>\$1 double (NI) |  |             |                    |
|                         |             |                    | 1914<br>3¢ inverted     |  |             |                    |

## Philadelphia - Type L-2 E

|            |                   |                     |                   |                    |                         |            |
|------------|-------------------|---------------------|-------------------|--------------------|-------------------------|------------|
| 1908<br>3¢ | 1908<br>3¢ double | 1908<br>4¢          | 1908<br>4¢ double | 1908<br>5¢         | 1908<br>5¢ double       | 1908<br>6¢ |
|            | 1908<br>6¢ double | 1908<br>8¢ inverted | 1908<br>\$1       | 1908<br>\$1 double | 1908<br>\$1 double (NI) |            |

# Pennsylvania

## Philadelphia - Type L-2 E

|                          |                        |                    |                         |                        |                    |                         |
|--------------------------|------------------------|--------------------|-------------------------|------------------------|--------------------|-------------------------|
| 1912<br>1¢               | 1912<br>1¢ inverted    | 1912<br>1¢ double  | 1912<br>2¢              | 1912<br>2¢ inverted    | 1912<br>2¢ double  | 1912<br>2¢ triple       |
| 1912<br>2¢ double invert | 1912<br>2¢ double (NI) | 1912<br>8¢         | 1912<br>8¢ double       | 1912<br>8¢ double (NI) | 1912<br>10¢        | 1912<br>10¢ double      |
| 1912<br>10¢ double (NI)  | 1912<br>15¢            | 1912<br>15¢ double | 1912<br>15¢ double (NI) | 1912<br>50¢            | 1912<br>50¢ double | 1912<br>50¢ double (NI) |

## Philadelphia - Type L-3 E

|                        |                                 |                               |                                      |
|------------------------|---------------------------------|-------------------------------|--------------------------------------|
| 1913 Parcel Post<br>1¢ | 1913 Parcel Post<br>1¢ inverted | 1913 Parcel Post<br>1¢ double | 1913 Parcel Post<br>1¢ double (NI)   |
| 1913 Parcel Post<br>2¢ | 1913 Parcel Post<br>2¢ inverted | 1913 Parcel Post<br>2¢ double | 1913 Parcel Post<br>2¢ double invert |

# Pennsylvania

## Philadelphia - Type L-3 E

1913 Parcel Post  
2¢ double (NI)

1913 Parcel Post  
3¢

1913 Parcel Post  
3¢ inverted

1913 Parcel Post  
3¢ double

1913 Parcel Post  
3¢ double (NI)

1913 Parcel Post  
4¢

1913 Parcel Post  
4¢ inverted

1913 Parcel Post  
4¢ double

1913 Parcel Post  
4¢ double (NI)

1913 Parcel Post  
5¢

1913 Parcel Post  
5¢ inverted

1913 Parcel Post  
5¢ double

1913 Parcel Post  
10¢

1913 Parcel Post  
10¢ double

1913 Parcel Post  
15¢

1913 Parcel Post  
15¢ double

1913 Parcel Post  
15¢ double (NI)

1913 Parcel Post  
50¢

1913 Parcel Post  
50¢ inverted

1913 Parcel Post  
50¢ double

1913 Parcel Post  
50¢ double (NI)

1913 Parcel Post  
\$1

1913 Parcel Post  
\$1 double

1913 Parcel Post  
\$1 double (NI)

# Pennsylvania

## Philadelphia - Type L-3 E

1913 Parcel Post Postage Due  
5¢

## Philadelphia - Type L-4 E

1913 Parcel Post  
1¢

1913 Parcel Post  
1¢ inverted

1913 Parcel Post  
1¢ double

1913 Parcel Post  
1¢ triple

1913 Parcel Post  
1¢ double (NI)

1913 Parcel Post  
2¢

1913 Parcel Post  
2¢ inverted

1913 Parcel Post  
2¢ double

1913 Parcel Post  
2¢ triple

1913 Parcel Post  
2¢ double invert

1913 Parcel Post  
2¢ double (NI)

1913 Parcel Post  
3¢

1913 Parcel Post  
3¢ inverted

1913 Parcel Post  
3¢ double

1913 Parcel Post  
3¢ double invert

1913 Parcel Post  
4¢

# Pennsylvania

## Philadelphia - Type L-4 E

1913 Parcel Post  
4¢ inverted

1913 Parcel Post  
4¢ double

1913 Parcel Post  
4¢ double (NI)

1913 Parcel Post  
5¢

1913 Parcel Post  
5¢ inverted

1913 Parcel Post  
5¢ double

1913 Parcel Post  
10¢

1913 Parcel Post  
10¢ inverted

1913 Parcel Post  
10¢ double

1913 Parcel Post  
10¢ triple

1913 Parcel Post  
10¢ double (NI)

1913 Parcel Post  
15¢

1913 Parcel Post  
15¢ inverted

1913 Parcel Post  
15¢ double

1913 Parcel Post  
15¢ triple

1913 Parcel Post  
15¢ double (NI)

1913 Parcel Post  
20¢

1913 Parcel Post  
20¢ inverted

1913 Parcel Post  
20¢ double

1913 Parcel Post  
20¢ double (NI)

1913 Parcel Post  
25¢

1913 Parcel Post  
25¢ inverted

1913 Parcel Post  
25¢ double

1913 Parcel Post  
50¢



# Pennsylvania

## Philadelphia - Type L-4 E

1913 Parcel Post  
50¢ inverted

1913 Parcel Post  
50¢ double

1913 Parcel Post  
50¢ double (NI)

1913 Parcel Post  
75¢

1913 Parcel Post  
75¢ double

1913 Parcel Post  
75¢ double (NI)

1913 Parcel Post  
\$1

1913 Parcel Post  
\$1 inverted

1913 Parcel Post  
\$1 double

1913 Parcel Post  
\$1 triple

1913 Parcel Post  
\$1 double (NI)

1913 Parcel Post  
\$1 triple (NII)

1913 Parcel Post Postage Due  
1¢

1913 Parcel Post Postage Due  
1¢ inverted

1913 Parcel Post Postage Due  
2¢

1913 Parcel Post Postage Due  
2¢ inverted

1913 Parcel Post Postage Due  
2¢ double

1913 Parcel Post Postage Due  
5¢

1913 Parcel Post Postage Due  
5¢ inverted

1913 Parcel Post Postage Due  
5¢ double

1913 Parcel Post Postage Due  
5¢ triple

1913 Parcel Post Postage Due  
10¢

# Pennsylvania

## Philadelphia - Type L-5 HS

|                        |                                    |                                    |                         |
|------------------------|------------------------------------|------------------------------------|-------------------------|
| 1913 Parcel Post<br>1¢ | 1913 Parcel Post<br>2¢             | 1913 Parcel Post<br>3¢             | 1913 Parcel Post<br>4¢  |
| 1913 Parcel Post<br>5¢ | 1913 Parcel Post<br>10¢            | 1913 Parcel Post<br>15¢            | 1913 Parcel Post<br>50¢ |
|                        | 1913 Parcel Post<br>75¢            | 1913 Parcel Post<br>\$1            |                         |
|                        | 1913 Parcel Post Postage Due<br>1¢ | 1913 Parcel Post Postage Due<br>5¢ |                         |

## Philadelphia - Type L-6 HS

|                         |                         |                         |                         |
|-------------------------|-------------------------|-------------------------|-------------------------|
| 1913 Parcel Post<br>25¢ | 1913 Parcel Post<br>50¢ | 1913 Parcel Post<br>75¢ | 1913 Parcel Post<br>\$1 |
|-------------------------|-------------------------|-------------------------|-------------------------|

# Pennsylvania

## Philadelphia - Type L-7 E

1913 Parcel Post Postage Due  
25¢

1917 Special Delivery  
10¢

## Philadelphia - Type L-8 E

1908  
3¢

1908  
4¢

1908  
4¢ inverted

1908  
4¢ double

1908  
5¢

1908  
5¢ inverted

1908  
6¢

1908  
6¢ inverted

1908  
6¢ double

1908  
6¢ double (NI)

1912  
1¢

1912  
1¢ inverted

1912  
1¢ double

1912  
2¢

1912  
2¢ inverted

1912  
2¢ double

1912  
2¢ double invert

# Pennsylvania

## Philadelphia - Type L-8 E

|             |                      |                     |                      |                      |                    |             |
|-------------|----------------------|---------------------|----------------------|----------------------|--------------------|-------------|
| 1912<br>8¢  | 1912<br>8¢ inverted  | 1912<br>8¢ double   | 1912<br>10¢          | 1912<br>10¢ inverted | 1912<br>10¢ double | 1912<br>15¢ |
|             | 1912<br>15¢ inverted | 1912<br>50¢         | 1912<br>50¢ inverted | 1912<br>50¢ double   |                    |             |
|             | 1914<br>3¢           | 1914<br>3¢ inverted | 1914<br>3¢ double    | 1914<br>10¢          |                    |             |
| 1917<br>1¢  | 1917<br>1¢ inverted  | 1917<br>1¢ double   | 1917<br>2¢           | 1917<br>2¢ inverted  | 1917<br>2¢ double  | 1917<br>3¢  |
| 1917<br>4¢  | 1917<br>5¢           | 1917<br>6¢          | 1917<br>6¢ double    | 1917<br>7¢           | 1917<br>8¢         | 1917<br>9¢  |
| 1917<br>10¢ | 1917<br>10¢ double   | 1917<br>11¢         | 1917<br>12¢          | 1917<br>12¢ inverted | 1917<br>15¢        | 1917<br>20¢ |

# Pennsylvania

## Philadelphia - Type L-8 E

|                           |                            |                                  |                           |                            |
|---------------------------|----------------------------|----------------------------------|---------------------------|----------------------------|
| 1917<br>30¢               | 1917<br>30¢ double         | 1917<br>50¢                      | 1917<br>\$1               |                            |
| 1917<br>Postage Due<br>1¢ | 1917<br>Postage Due<br>2¢  | 1917<br>Postage Due<br>2¢ double | 1917<br>Postage Due<br>5¢ | 1917<br>Postage Due<br>10¢ |
| 1918 Offset<br>1¢         | 1918 Offset<br>1¢ inverted | 1918 Offset<br>2¢                | 1918 Offset<br>3¢         | 1918 Offset<br>3¢ inverted |

## Philadelphia - Type L-9 E

|            |                     |                   |                        |                     |                     |                            |
|------------|---------------------|-------------------|------------------------|---------------------|---------------------|----------------------------|
| 1917<br>1¢ | 1917<br>1¢ inverted | 1917<br>1¢ double | 1917<br>1¢ double down | 1917<br>2¢          | 1917<br>2¢ inverted | 1917<br>2¢ double          |
| 1917<br>4¢ | 1917<br>4¢ inverted | 1917<br>4¢ double | 1917<br>5¢             | 1917<br>5¢ inverted | 1917<br>5¢ double   | 1917<br>5¢ double (NdiagU) |

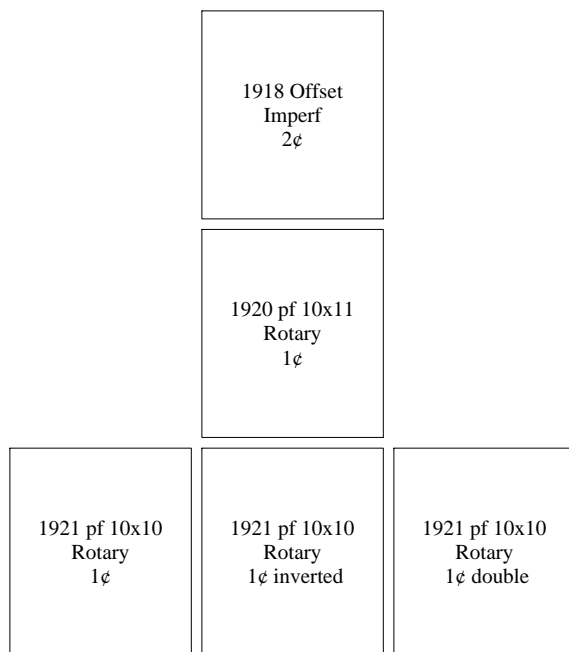
# Pennsylvania

## Philadelphia - Type L-9 E


|                           |                                  |                             |                                    |                           |                                    |                    |
|---------------------------|----------------------------------|-----------------------------|------------------------------------|---------------------------|------------------------------------|--------------------|
| 1917<br>6¢                | 1917<br>6¢ inverted              | 1917<br>6¢ double           | 1917<br>7¢                         | 1917<br>7¢ inverted       | 1917<br>7¢ double                  | 1917<br>8¢         |
| 1917<br>8¢ inverted       | 1917<br>8¢ double                | 1917<br>9¢                  | 1917<br>9¢ inverted                | 1917<br>9¢ double         | 1917<br>10¢                        | 1917<br>10¢ double |
| 1917<br>11¢               | 1917<br>11¢ inverted             | 1917<br>12¢                 | 1917<br>12¢ double                 | 1917<br>15¢               | 1917<br>15¢ inverted               | 1917<br>20¢        |
| 1917<br>20¢ inverted      | 1917<br>20¢ double               | 1917<br>20¢ double (NdiagD) | 1917<br>30¢                        | 1917<br>30¢ inverted      | 1917<br>50¢                        | 1917<br>\$1        |
| 1917<br>Postage Due<br>1¢ | 1917<br>Postage Due<br>1¢ double | 1917<br>Postage Due<br>2¢   | 1917<br>Postage Due<br>2¢ inverted | 1917<br>Postage Due<br>3¢ | 1917<br>Postage Due<br>3¢ inverted |                    |
| 1918 Offset<br>1¢         | 1918 Offset<br>2¢                | 1918 Offset<br>2¢ double    | 1918 Offset<br>3¢                  | 1918 Offset<br>3¢ double  |                                    |                    |

# Pennsylvania

## Philadelphia - Type L-9 E

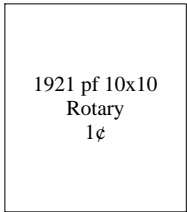


## Philadelphia - Type L-10 HS



# Pennsylvania

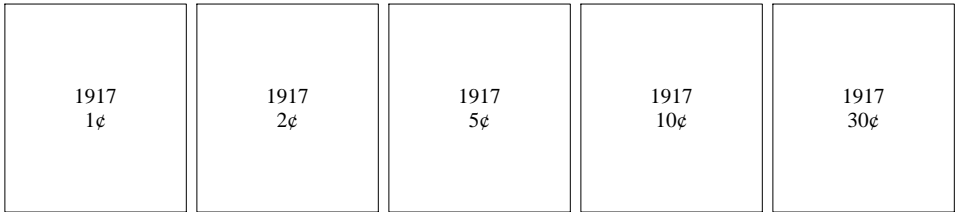
## Philadelphia - Type L-10 HS



## Philadelphia - Type L-11 HS



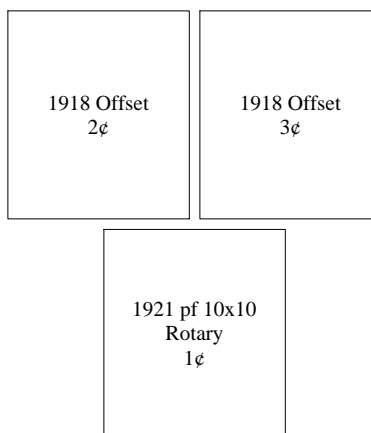
## Philadelphia - Type L-12 HS



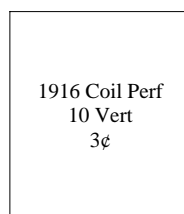


# Pennsylvania

## Philadelphia - Type L-12 HS

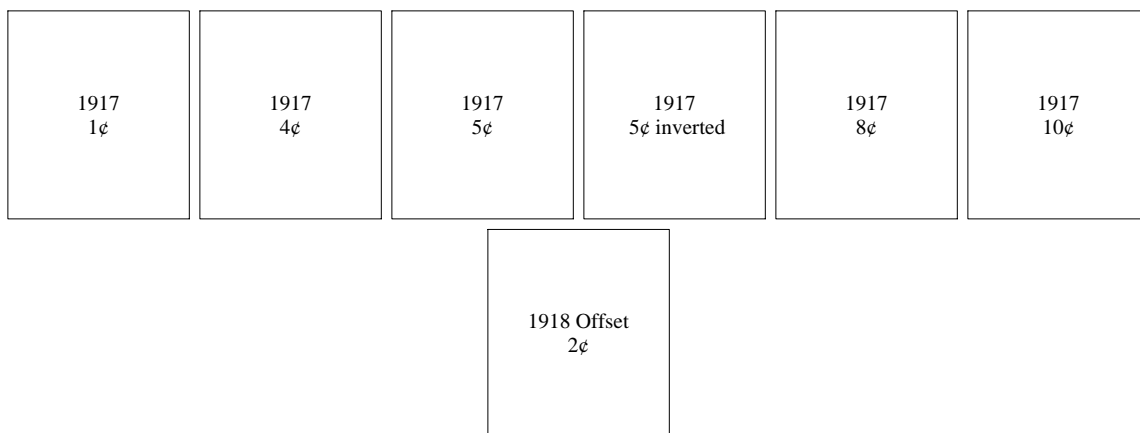


## Philadelphia - Type L-13 HS

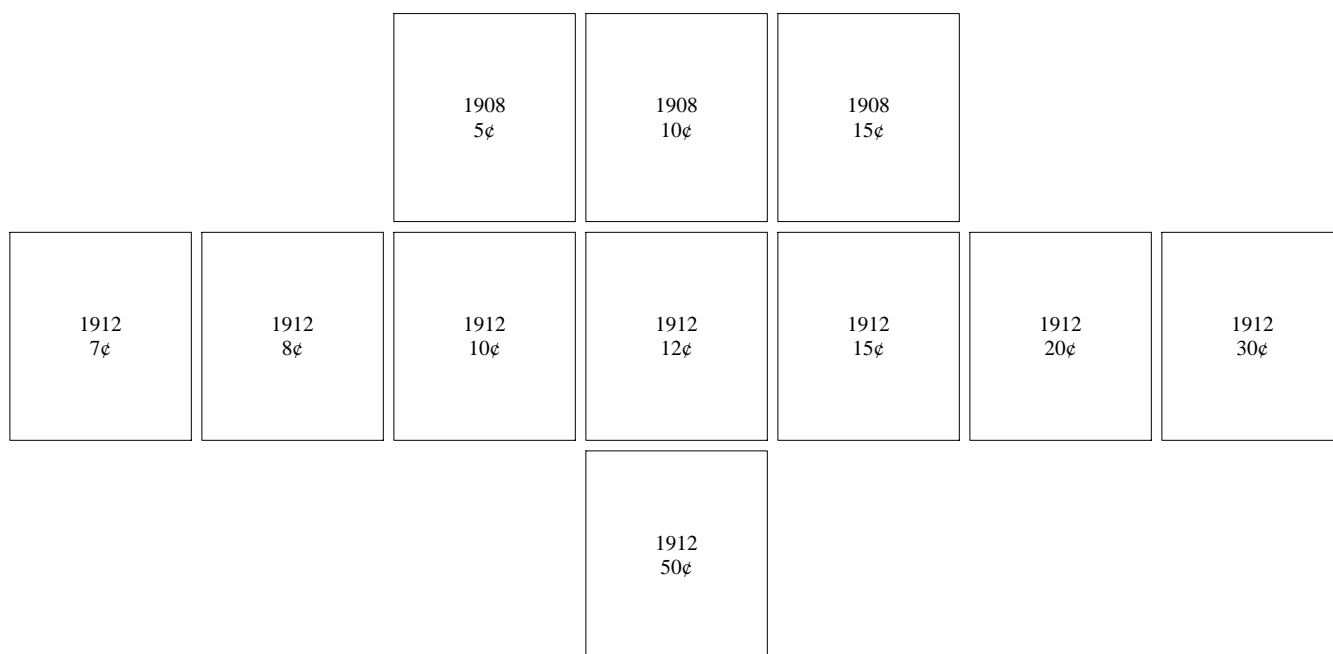


# Pennsylvania

## Philadelphia - Type L-14 E



## Philadelphia - Type L-15 HS



# Pennsylvania

## Philadelphia - Type L-15 HS

1913 Panama Pacific  
10¢ orange

1913 Panama Pacific  
10¢ yellow

1913 Parcel Post  
15¢

1913 Parcel Post  
20¢

1913 Parcel Post  
25¢

1914  
2¢

1914  
2¢ booklet single

1914  
5¢

1914  
6¢

1914  
7¢

1914  
8¢

1914  
9¢

1914  
10¢

1914  
12¢

1914  
15¢

1914  
20¢

1914  
50¢

1917  
2¢

1917  
5¢

1917  
7¢

1917  
9¢

1917  
10¢

1917  
11¢

1917  
12¢

1917  
15¢

1917  
20¢

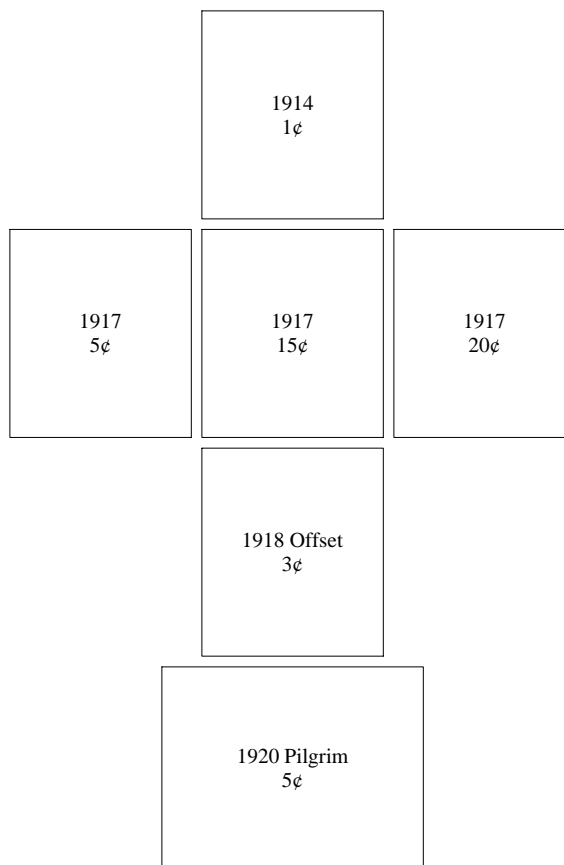
1917  
30¢

1917  
50¢


1917  
\$1

# Pennsylvania

## Philadelphia - Type L-16 HS



## Philadelphia - Type L-17 HS



# Pennsylvania

## Philadelphia - Type L-19 CM

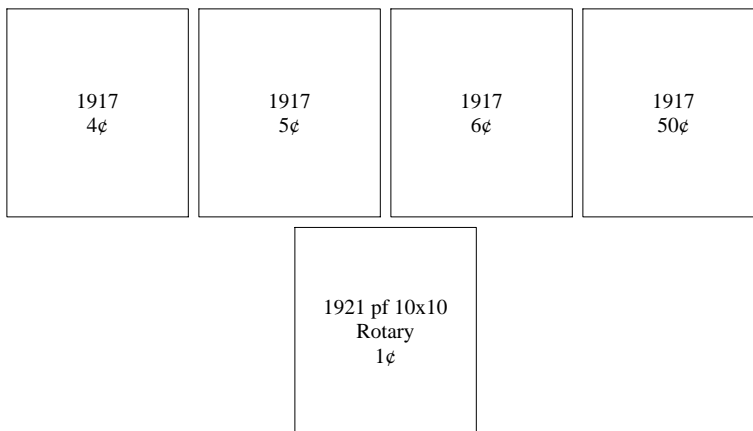
|                                 |                                 |                                 |                                 |                                 |                                  |
|---------------------------------|---------------------------------|---------------------------------|---------------------------------|---------------------------------|----------------------------------|
| 1916 Coil Perf<br>10 Vert<br>1¢ | 1916 Coil Perf<br>10 Vert<br>2¢ | 1916 Coil Perf<br>10 Vert<br>3¢ | 1916 Coil Perf<br>10 Vert<br>4¢ | 1916 Coil Perf<br>10 Vert<br>5¢ | 1916 Coil Perf<br>10 Vert<br>10¢ |
|---------------------------------|---------------------------------|---------------------------------|---------------------------------|---------------------------------|----------------------------------|

## Philadelphia - Type L-20 HS


|            |            |             |                               |            |             |             |
|------------|------------|-------------|-------------------------------|------------|-------------|-------------|
| 1917<br>1¢ | 1917<br>2¢ | 1917<br>3¢  | 1917<br>4¢                    | 1917<br>5¢ | 1917<br>10¢ | 1917<br>12¢ |
|            |            | 1917<br>15¢ | 1917<br>30¢                   |            |             |             |
|            |            |             | 1921 pf 10x10<br>Rotary<br>1¢ |            |             |             |

# Pennsylvania

## Philadelphia - Type L-23 HS




## Philadelphia - Type L-28 HS




# Pennsylvania

## Philadelphia - Type L-31 IHS



## Philadelphia - Type L-33 IHS

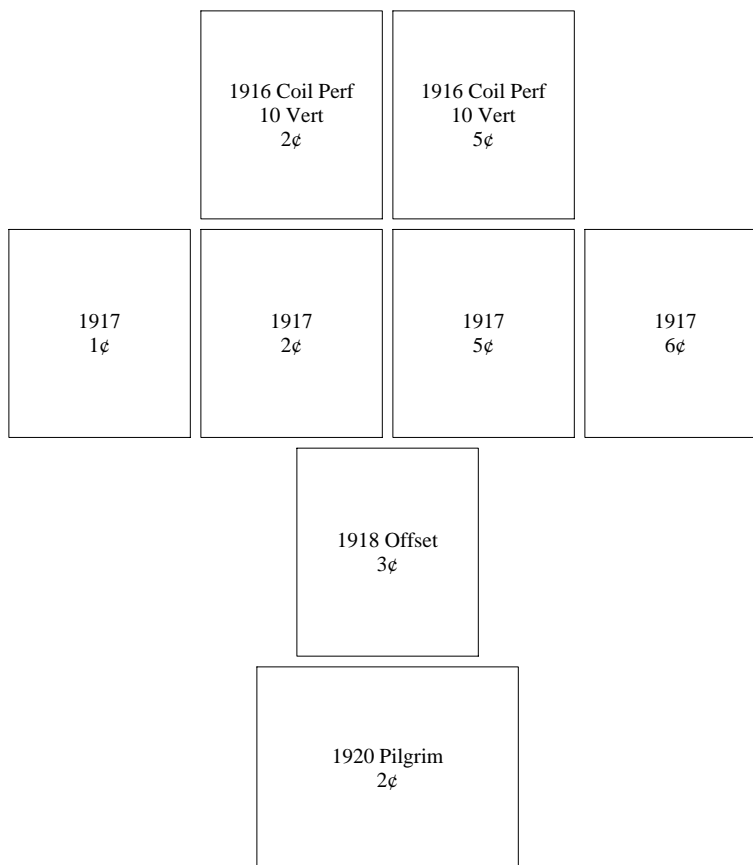


## Philadelphia - Type L-41 E

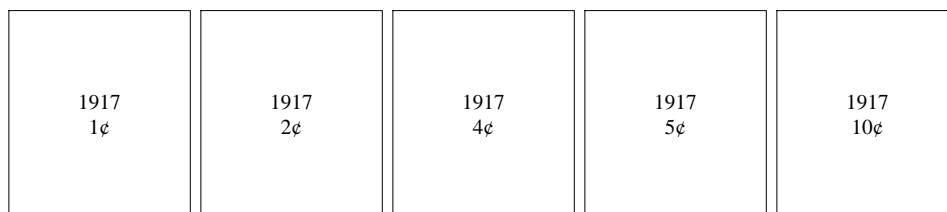


# Pennsylvania

## Philadelphia - Type L-42 HS



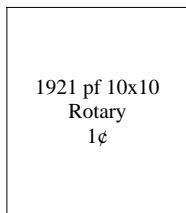
## Philadelphia - Type L-43 HS









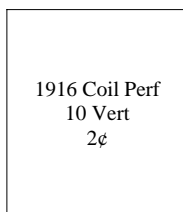
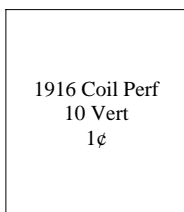


# Pennsylvania

## Philadelphia - Type L-43 HS




## Philadelphia - Type L-44 HS

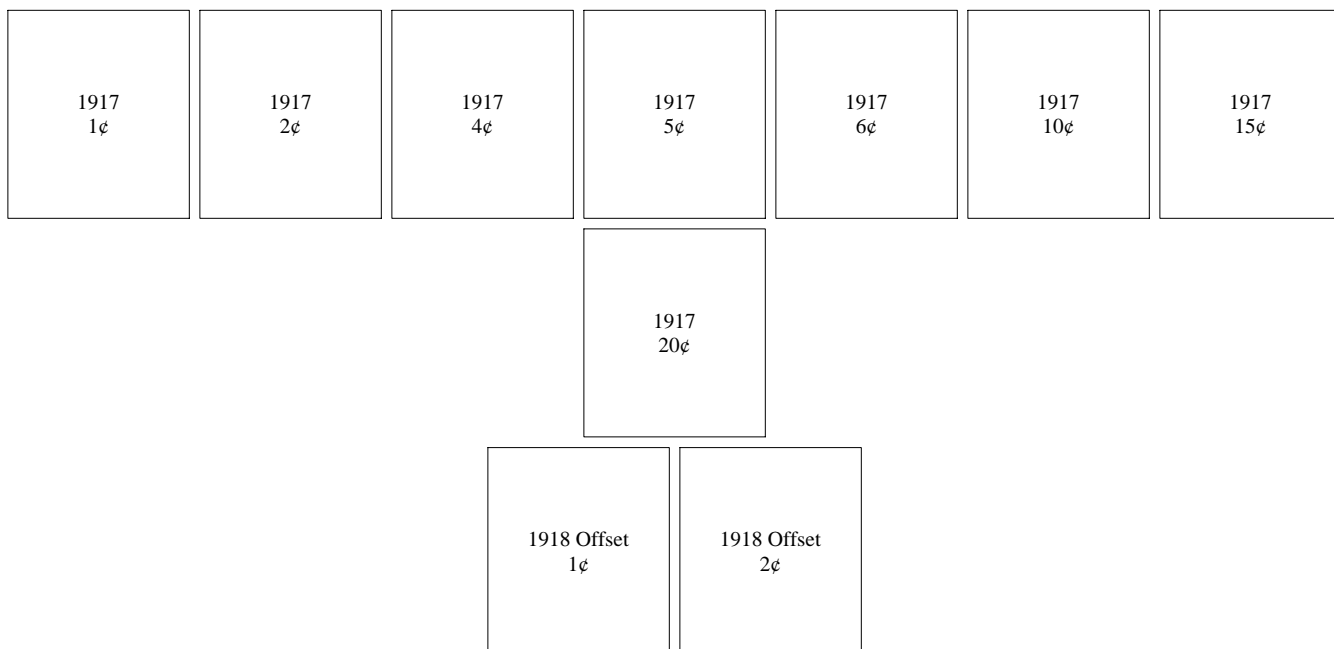


# Pennsylvania

## Philadelphia - Type L-44 HS

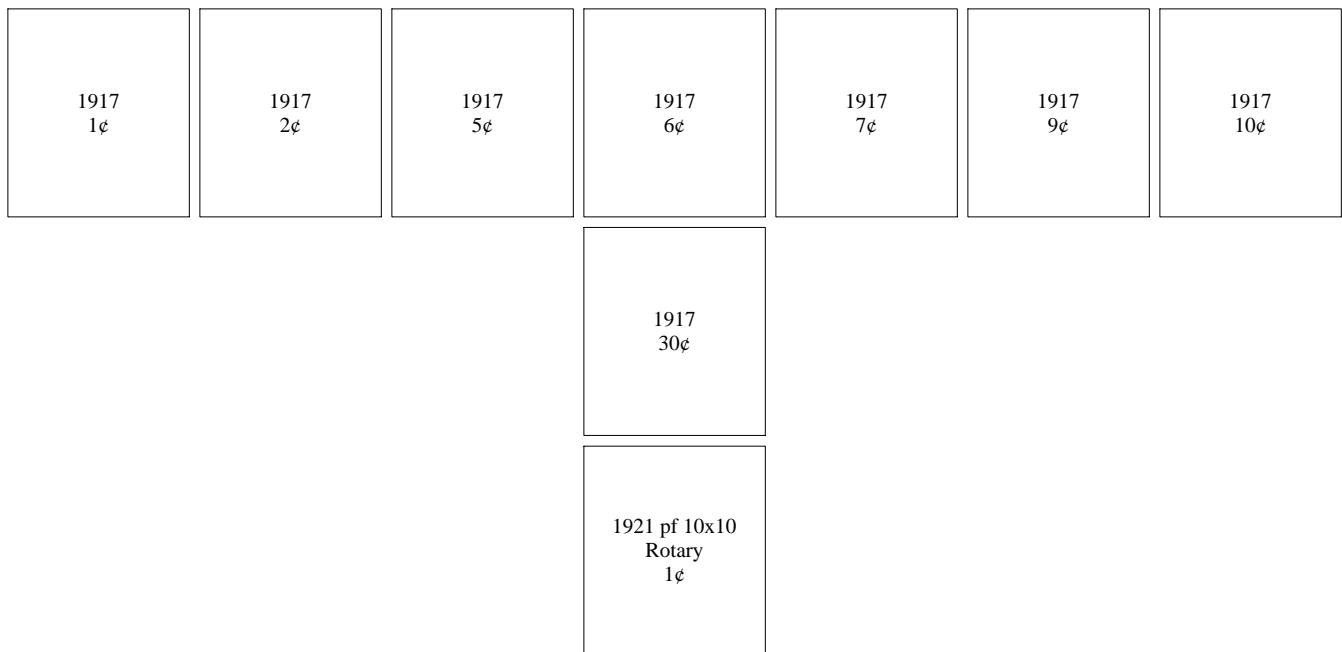


## Philadelphia - Type L-45 HS




# Pennsylvania

## Philadelphia - Type L-46 HS



## Philadelphia - Type L-47 HS



# Pennsylvania

## Philadelphia - Type L-47 HS

1921 pf 10x10  
Rotary  
1¢

## Philadelphia - Type L-48 HS

1916 Coil Perf  
10 Vert  
4¢

1917  
1¢

1917  
2¢

1917  
10¢

1917  
12¢

1917  
50¢

1918 Offset  
Imperf  
1¢ Schermack

1920 Pilgrim  
1¢

# Pennsylvania

## Philadelphia - Type L-49 HS

|                               |            |            |            |             |             |
|-------------------------------|------------|------------|------------|-------------|-------------|
| 1917<br>1¢                    | 1917<br>2¢ | 1917<br>4¢ | 1917<br>8¢ | 1917<br>10¢ | 1917<br>\$1 |
| 1921 pf 10x10<br>Rotary<br>1¢ |            |            |            |             |             |

## Philadelphia - Type L-50 HS

|                                 |            |                                 |             |             |             |
|---------------------------------|------------|---------------------------------|-------------|-------------|-------------|
| 1916 Coil Perf<br>10 Vert<br>2¢ |            | 1916 Coil Perf<br>10 Vert<br>5¢ |             |             |             |
| 1917<br>2¢                      | 1917<br>5¢ | 1917<br>7¢                      | 1917<br>10¢ | 1917<br>12¢ | 1917<br>20¢ |
| 1918 Offset<br>2¢               |            | 1918 Offset<br>3¢               |             |             |             |

# Pennsylvania

## Philadelphia - Type L-51 HS

|                   |            |             |
|-------------------|------------|-------------|
| 1917<br>5¢        | 1917<br>6¢ | 1917<br>10¢ |
| 1918 Offset<br>2¢ |            |             |

## Philadelphia - Type L-52 HS

|            |            |            |                                 |                                 |                                 |            |  |  |
|------------|------------|------------|---------------------------------|---------------------------------|---------------------------------|------------|--|--|
|            |            |            | 1916 Coil Perf<br>10 Vert<br>1¢ | 1916 Coil Perf<br>10 Vert<br>2¢ | 1916 Coil Perf<br>10 Vert<br>4¢ |            |  |  |
| 1917<br>1¢ | 1917<br>2¢ | 1917<br>4¢ | 1917<br>5¢                      | 1917<br>6¢                      | 1917<br>8¢                      | 1917<br>9¢ |  |  |
|            |            |            | 1917<br>10¢                     | 1917<br>20¢                     |                                 |            |  |  |

# Pennsylvania

## Philadelphia - Type L-52 HS

1918 Offset  
2¢

1920 Pilgrim  
2¢

## Philadelphia - Type L-53 HS

1916 Coil Perf  
10 Vert  
1¢

1916 Coil Perf  
10 Vert  
2¢

1916 Coil Perf  
10 Vert  
3¢

1916 Coil Perf  
10 Vert  
5¢

1917  
1¢

1917  
2¢

1917  
4¢

1917  
5¢

1917  
6¢

1917  
7¢

1917  
8¢

1917  
10¢

1917  
12¢

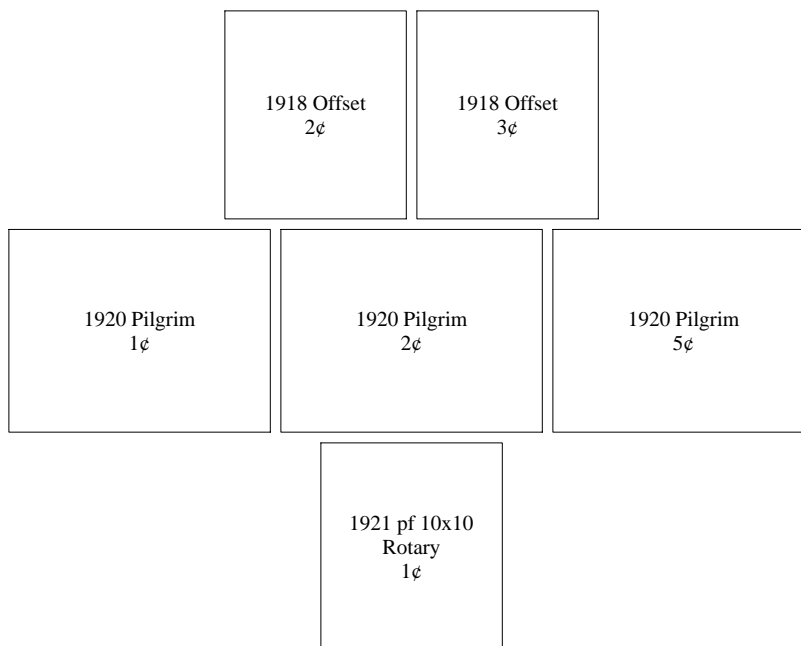
1917  
13¢

1917  
20¢


1917  
30¢

# Pennsylvania

## Philadelphia - Type L-53 HS



## Philadelphia - Type L-54 HS





# Pennsylvania

## Philadelphia - Type L-56 HS

|                    |            |            |                    |            |             |             |
|--------------------|------------|------------|--------------------|------------|-------------|-------------|
| 1917<br>1¢         | 1917<br>2¢ | 1917<br>5¢ | 1917<br>6¢         | 1917<br>8¢ | 1917<br>10¢ | 1917<br>20¢ |
| 1918 Offset<br>2¢  |            |            |                    |            |             |             |
| 1920 Pilgrim<br>1¢ |            |            | 1920 Pilgrim<br>5¢ |            |             |             |

## Philadelphia - Type L-58 HS

|             |             |             |
|-------------|-------------|-------------|
| 1908<br>15¢ | 1908<br>50¢ |             |
| 1912<br>9¢  | 1912<br>15¢ | 1912<br>50¢ |

# Pennsylvania

## Philadelphia - Type L-58 HS

|                         |                         |                         |                         |
|-------------------------|-------------------------|-------------------------|-------------------------|
| 1913 Parcel Post<br>15¢ | 1913 Parcel Post<br>20¢ | 1913 Parcel Post<br>25¢ | 1913 Parcel Post<br>50¢ |
|                         | 1914<br>20¢             | 1914<br>\$1             |                         |

## Philadelphia - Type L-62 HS

|            |
|------------|
| 1917<br>5¢ |
|------------|

# Pennsylvania

## Philadelphia - Type L-65 E

1913 Parcel Post  
\$1 lines 13mm apart

## Philipsburg - Type 406

1908  
3¢

1908  
4¢

1908  
5¢

1908  
6¢

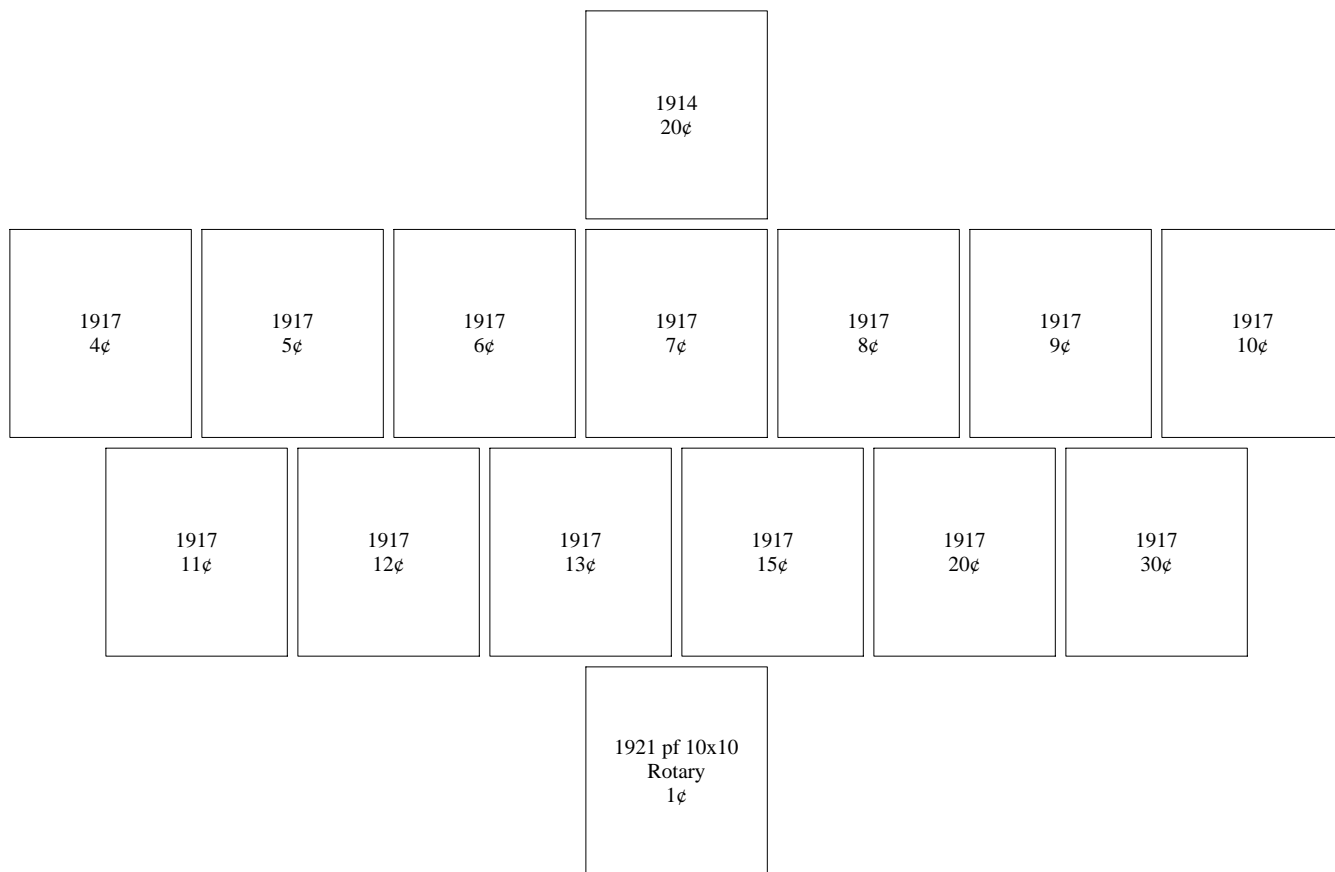
1912  
12¢

1914  
2¢


1914  
4¢

# Pennsylvania

## Philipsburg - Type 505



## Philipsburg - Type L-1 HS



# Pennsylvania

## Philipsburg - Type L-1 HS

1912  
2¢

1913 Parcel Post  
25¢

## Philipsburg - Type L-2 HS

1908  
8¢

1914  
8¢

1917  
5¢

1917  
6¢

1917  
9¢


1917  
15¢

1917  
20¢

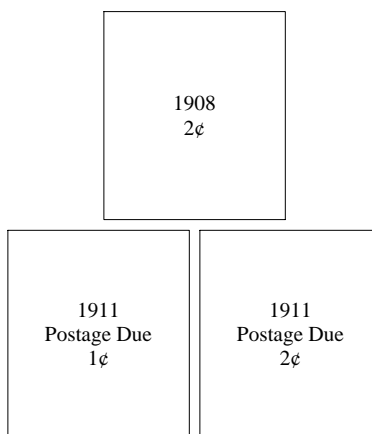
1917  
\$1

# Pennsylvania

## Phoenixville - Type 553



## Pittsburg - Type L-2 HS



# Pennsylvania

## Pittsburg - Type L-3 E

|            |                     |                        |            |            |             |            |
|------------|---------------------|------------------------|------------|------------|-------------|------------|
| 1908<br>1¢ | 1908<br>1¢ inverted | 1908<br>1¢ double      | 1908<br>2¢ | 1908<br>3¢ | 1908<br>4¢  | 1908<br>5¢ |
|            |                     |                        | 1908<br>6¢ |            |             |            |
|            | 1912<br>1¢          | 1912<br>1¢ double (IU) | 1912<br>2¢ | 1912<br>8¢ | 1912<br>10¢ |            |

## Pittsburgh - Type 163

|                                      |   |   |                                      |   |  |  |
|--------------------------------------|---|---|--------------------------------------|---|--|--|
| 1916 Coil Perf<br>10 Vert<br>1¢ up   | 1916 Coil Perf<br>10 Vert<br>1¢ double (UD) | 1916 Coil Perf<br>10 Vert<br>3¢ up          | 1916 Coil Perf<br>10 Vert<br>3¢ down | 1916 Coil Perf<br>10 Vert<br>3¢ double (UD) | 1916 Coil Perf<br>10 Vert<br>4¢ up         | 1916 Coil Perf<br>10 Vert<br>5¢ up           |
| 1916 Coil Perf<br>10 Vert<br>5¢ down | 1916 Coil Perf<br>10 Vert<br>5¢ double up   | 1916 Coil Perf<br>10 Vert<br>5¢ double (UD) | 1916 Coil Perf<br>10 Vert<br>10¢ up  | 1916 Coil Perf<br>10 Vert<br>10¢ down       | 1916 Coil Perf<br>10 Vert<br>10¢ double up | 1916 Coil Perf<br>10 Vert<br>10¢ double (UD) |

# Pennsylvania

## Pittsburgh - Type 204

|            |                     |                     |                        |                        |                      |                        |
|------------|---------------------|---------------------|------------------------|------------------------|----------------------|------------------------|
| 1908<br>3¢ | 1908<br>3¢ inverted | 1908<br>3¢ double   | 1908<br>3¢ double (NI) | 1908<br>4¢             | 1908<br>4¢ inverted  | 1908<br>4¢ double      |
|            | 1908<br>5¢          | 1908<br>5¢ inverted | 1908<br>5¢ double      | 1908<br>5¢ double (NI) | 1908<br>6¢           |                        |
|            |                     |                     | 1908-15 Imperf<br>3¢   |                        |                      |                        |
| 1912<br>1¢ | 1912<br>1¢ inverted | 1912<br>1¢ double   | 1912<br>2¢             | 1912<br>2¢ inverted    | 1912<br>2¢ double    | 1912<br>2¢ double (NI) |
| 1912<br>7¢ | 1912<br>7¢ double   | 1912<br>8¢          | 1912<br>9¢             | 1912<br>10¢            | 1912<br>10¢ inverted | 1912<br>10¢ double     |
|            |                     | 1912<br>12¢         | 1912<br>12¢ double     | 1912<br>15¢            |                      |                        |



# Pennsylvania

## Pittsburgh - Type 204

|                   |                     |                             |                           |                                  |                   |                   |
|-------------------|---------------------|-----------------------------|---------------------------|----------------------------------|-------------------|-------------------|
| 1914<br>1¢        | 1914<br>1¢ inverted | 1914<br>1¢ double           | 1914<br>2¢                | 1914<br>2¢ inverted              | 1914<br>2¢ double | 1914<br>3¢        |
| 1914<br>3¢ double | 1914<br>4¢          | 1914<br>4¢ double           | 1914<br>5¢                | 1914<br>5¢ double                | 1914<br>6¢        | 1914<br>6¢ double |
| 1914<br>7¢        | 1914<br>7¢ double   | 1914<br>8¢                  | 1914<br>8¢ inverted       | 1914<br>8¢ double                | 1914<br>9¢        | 1914<br>9¢ double |
| 1914<br>10¢       | 1914<br>10¢ double  | 1914<br>10¢ double (NdiagD) | 1914<br>12¢               | 1914<br>12¢ double               | 1914<br>15¢       |                   |
|                   |                     | 1914<br>Postage Due<br>1¢   | 1914<br>Postage Due<br>2¢ | 1914<br>Postage Due<br>2¢ double |                   |                   |
| 1917<br>1¢        | 1917<br>1¢ double   | 1917<br>2¢                  | 1917<br>2¢ inverted       | 1917<br>2¢ double                | 1917<br>3¢        | 1917<br>3¢ double |

# Pennsylvania

## Pittsburgh - Type 204

|                           |                           |                                    |                                    |                                  |                                    |                                  |
|---------------------------|---------------------------|------------------------------------|------------------------------------|----------------------------------|------------------------------------|----------------------------------|
| 1917<br>4¢                | 1917<br>4¢ double         | 1917<br>5¢                         | 1917<br>5¢ inverted                | 1917<br>5¢ double                | 1917<br>6¢                         | 1917<br>6¢ double                |
| 1917<br>7¢                | 1917<br>7¢ double         | 1917<br>8¢                         | 1917<br>8¢ double                  | 1917<br>9¢                       | 1917<br>9¢ double                  | 1917<br>10¢                      |
| 1917<br>10¢ inverted      | 1917<br>10¢ double        | 1917<br>11¢                        | 1917<br>12¢                        | 1917<br>12¢ double               | 1917<br>13¢                        | 1917<br>15¢                      |
|                           |                           |                                    |                                    |                                  |                                    |                                  |
| 1917<br>15¢ double        |                           | 1917<br>20¢                        | 1917<br>20¢ double                 | 1917<br>30¢                      | 1917<br>30¢ double                 | 1917<br>50¢                      |
|                           |                           |                                    |                                    |                                  |                                    |                                  |
| 1917<br>Postage Due<br>½¢ | 1917<br>Postage Due<br>1¢ | 1917<br>Postage Due<br>1¢ inverted | 1917<br>Postage Due<br>1¢ double   | 1917<br>Postage Due<br>2¢        | 1917<br>Postage Due<br>2¢ inverted | 1917<br>Postage Due<br>2¢ double |
|                           |                           | 1917<br>Postage Due<br>3¢          | 1917<br>Postage Due<br>3¢ inverted | 1917<br>Postage Due<br>3¢ double |                                    |                                  |

# Pennsylvania

## Pittsburgh - Type 204

1918 Air Post  
6¢

1918 Offset  
1¢

1918 Offset  
1¢ double

1918 Offset  
1¢ double (ND)

1918 Offset  
2¢

1918 Offset  
2¢ double

1918 Offset  
3¢

1918 Offset  
3¢ double

1919 Victory  
3¢ up

1919 Victory  
3¢ down

1920 pf 10x11  
Rotary  
1¢


1921 pf 10x10  
Rotary  
1¢

1921 pf 10x10  
Rotary  
1¢ double


1922 Perf  
11x11 Rotary  
1¢ Scott 544

# Pennsylvania

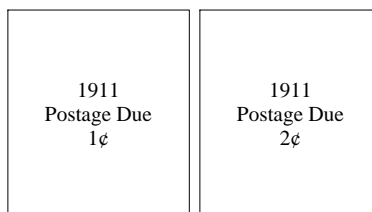
## Pittsburgh - Type L-4 TS



## Pittsburgh - Type L-5 TS



## Pittsburgh - Type L-6 HS



# Pennsylvania

## Pittsburgh - Type L-6 HS

1914  
1¢

1914  
2¢

1917  
1¢

1917  
2¢

1917  
3¢

1917  
4¢

1917  
5¢

1917  
9¢

1917  
11¢

1917  
12¢

1917  
13¢

1917  
15¢

1917  
20¢

1917  
30¢

1917  
50¢

1917  
\$1

1917  
Postage Due  
2¢

1918 Offset  
2¢

1918 Offset  
3¢

1920 pf 10x11  
Rotary  
1¢

# Pennsylvania

## Pittsburgh - Type L-6 HS

1920 Pilgrim  
5¢


1921 pf 10x10  
Rotary  
1¢

## Pittsburgh - Type L-7 HS

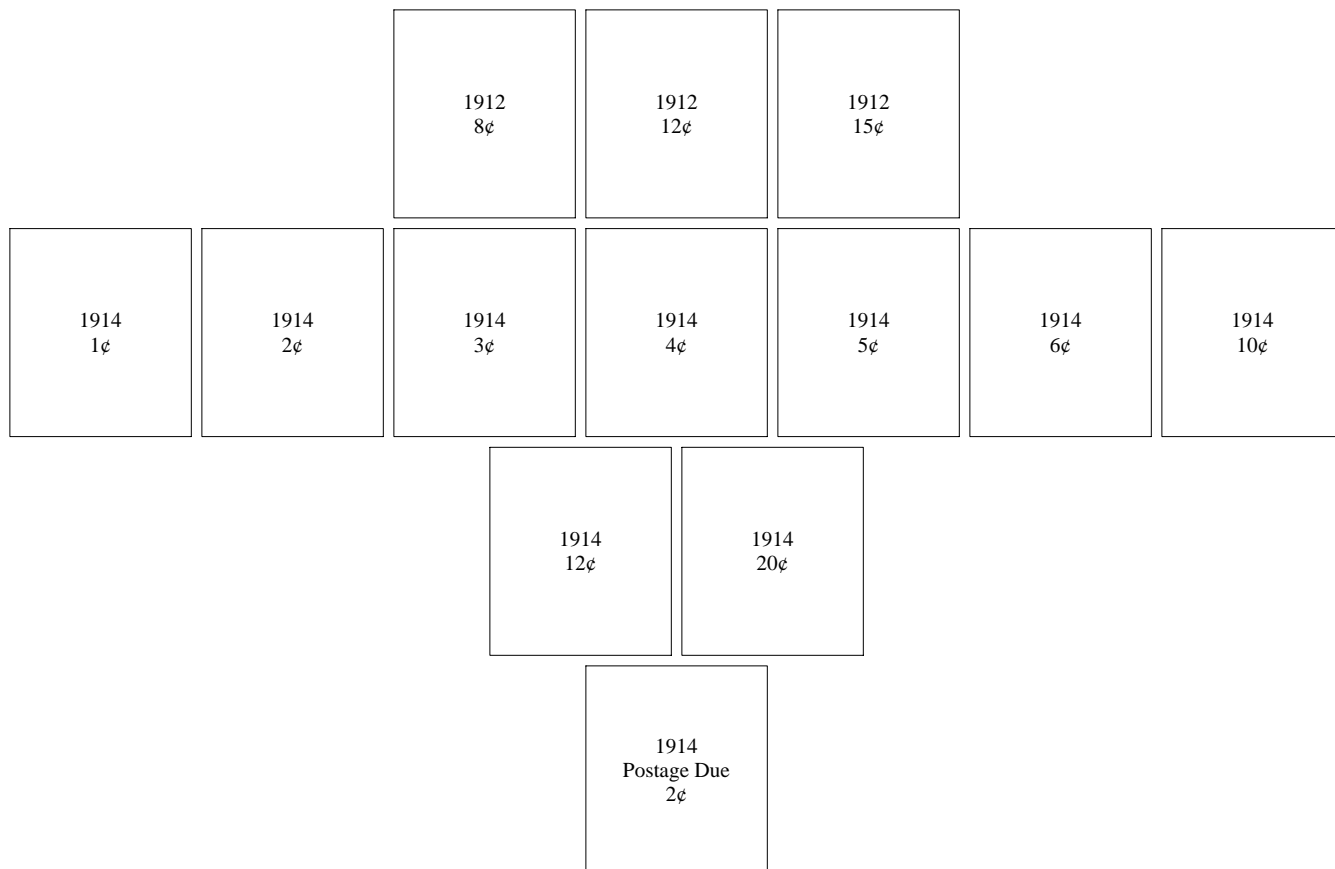
1917  
Postage Due  
1¢

# Pennsylvania

## Pittsburgh - Type L-9 HS



## Pittston - Type 416



# Pennsylvania

## Pittston - Type 549

|            |            |            |                               |             |             |             |
|------------|------------|------------|-------------------------------|-------------|-------------|-------------|
| 1917<br>6¢ | 1917<br>7¢ | 1917<br>8¢ | 1917<br>9¢                    | 1917<br>12¢ | 1917<br>30¢ | 1917<br>50¢ |
|            |            |            | 1917<br>Postage Due<br>1¢     |             |             |             |
|            |            |            | 1921 pf 10x10<br>Rotary<br>1¢ |             |             |             |


## Pottstown - Type 512

|            |             |             |             |             |             |             |
|------------|-------------|-------------|-------------|-------------|-------------|-------------|
| 1917<br>1¢ | 1917<br>2¢  | 1917<br>4¢  | 1917<br>5¢  | 1917<br>6¢  | 1917<br>7¢  | 1917<br>8¢  |
| 1917<br>9¢ | 1917<br>10¢ | 1917<br>11¢ | 1917<br>12¢ | 1917<br>15¢ | 1917<br>20¢ | 1917<br>30¢ |

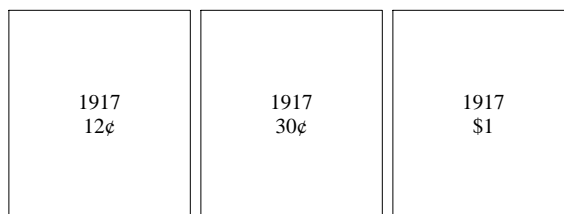


# Pennsylvania

## Pottstown - Type 512



## Pottstown - Type 544



# Pennsylvania

## Pottsville - Type 204

1912  
1¢

1914  
1¢

1917  
1¢

1917  
2¢

1917  
3¢

1917  
4¢

1917  
5¢

1917  
6¢

1917  
7¢

1917  
8¢

1917  
9¢

1917  
10¢

1917  
11¢

1917  
12¢

1917  
13¢

1917  
15¢

1917  
20¢

1917  
30¢

1917  
50¢

1917  
\$1

1918 Offset  
1¢

1918 Offset  
2¢

1918 Offset  
3¢

# Pennsylvania

## Pottsville - Type 204

|                       |                         |
|-----------------------|-------------------------|
| 1919 Victory<br>3¢ up | 1919 Victory<br>3¢ down |
|-----------------------|-------------------------|

## Pottsville - Type 461

|                           |
|---------------------------|
| 1908<br>8¢                |
| 1911<br>Postage Due<br>1¢ |
| 1913 Panama Pacific<br>1¢ |
| 1913 Parcel Post<br>5¢    |

# Pennsylvania

## Pottsville - Type 461

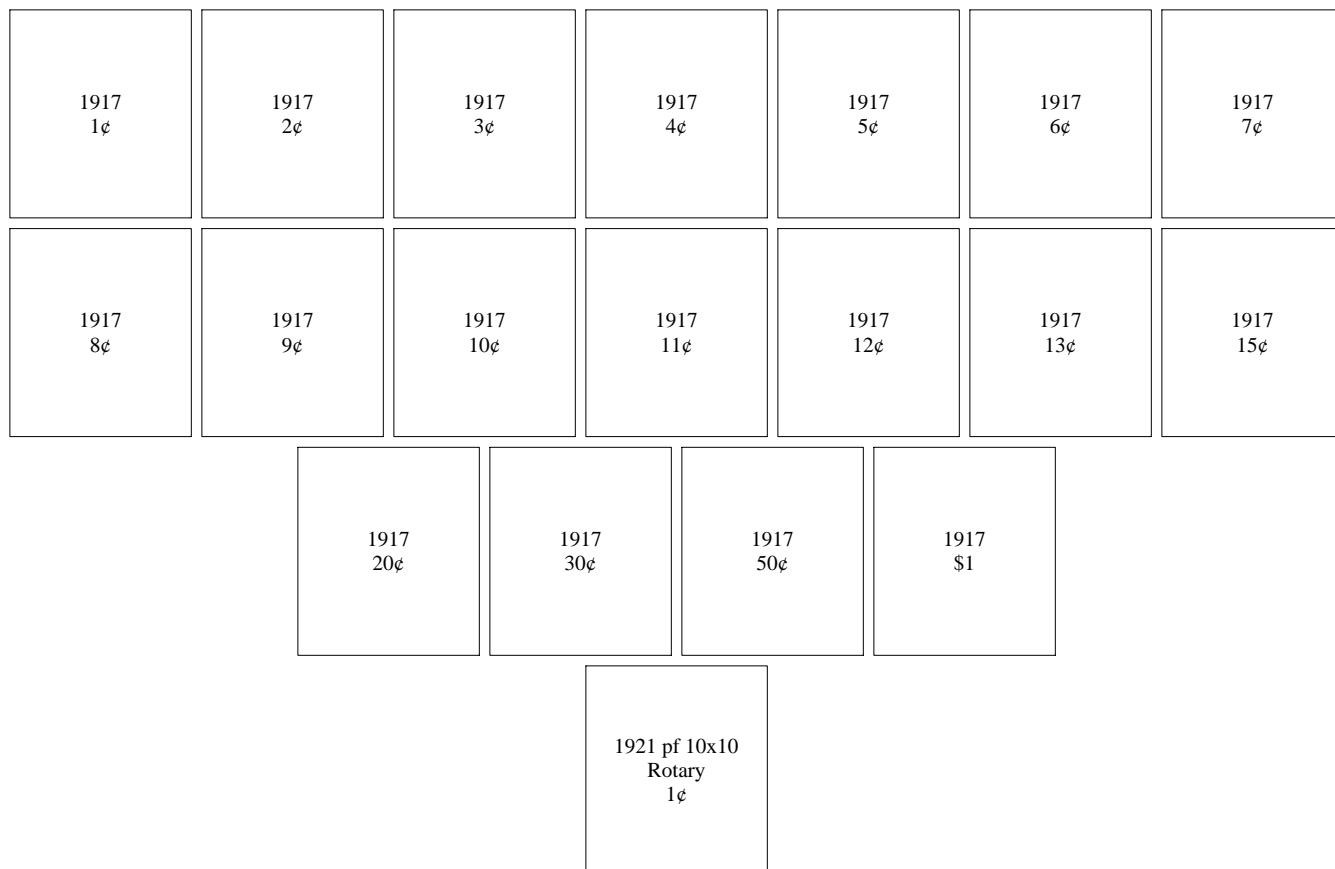
|            |            |                           |                           |             |             |             |
|------------|------------|---------------------------|---------------------------|-------------|-------------|-------------|
| 1914<br>1¢ | 1914<br>2¢ | 1914<br>5¢                | 1914<br>6¢                | 1914<br>7¢  | 1914<br>9¢  | 1914<br>10¢ |
|            |            | 1914<br>20¢               | 1914<br>30¢               |             |             |             |
| 1917<br>1¢ | 1917<br>2¢ | 1917<br>3¢                | 1917<br>4¢                | 1917<br>5¢  | 1917<br>6¢  | 1917<br>7¢  |
| 1917<br>8¢ | 1917<br>9¢ | 1917<br>10¢               | 1917<br>11¢               | 1917<br>12¢ | 1917<br>13¢ | 1917<br>15¢ |
|            |            | 1917<br>20¢               | 1917<br>30¢               | 1917<br>50¢ | 1917<br>\$1 |             |
|            |            | 1917<br>Postage Due<br>1¢ | 1917<br>Postage Due<br>3¢ |             |             |             |

# Pennsylvania

## Pottsville - Type 461



## Pottsville - Type 513



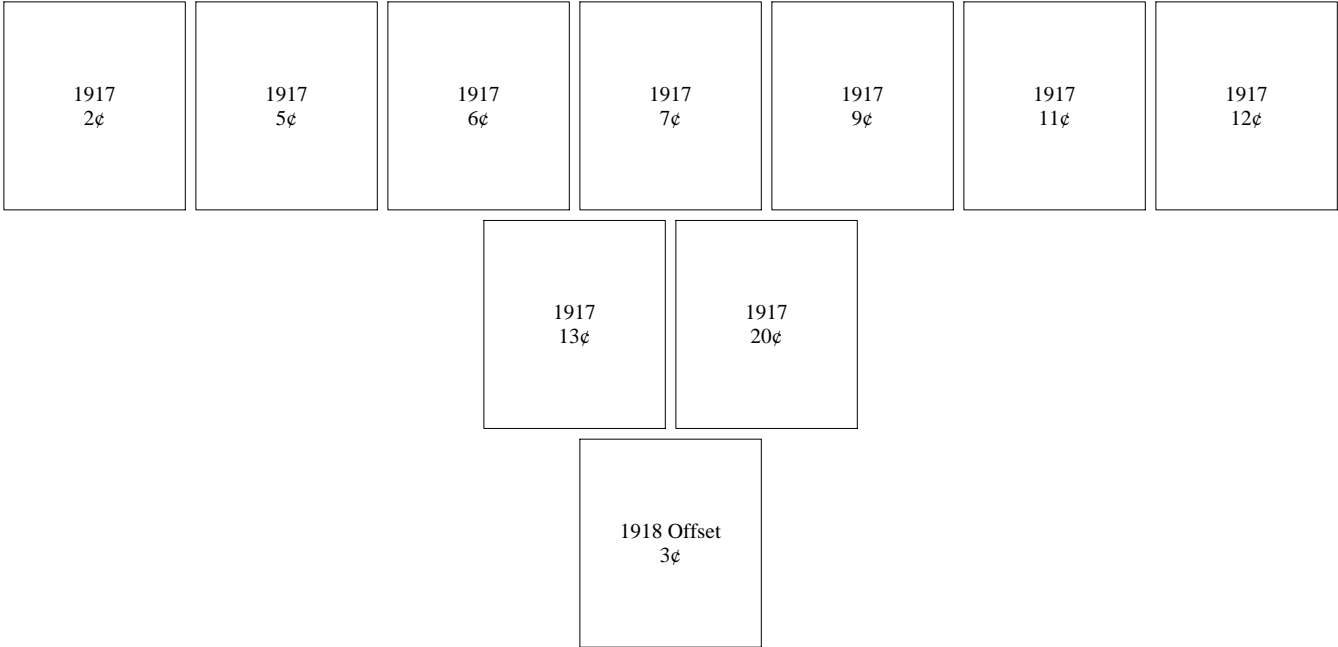
# Pennsylvania

## Punxsutawney - Type 462

|            |            |                   |                   |             |             |             |
|------------|------------|-------------------|-------------------|-------------|-------------|-------------|
| 1914<br>2¢ | 1914<br>3¢ | 1914<br>4¢        | 1914<br>5¢        | 1914<br>6¢  | 1914<br>7¢  | 1914<br>8¢  |
|            | 1914<br>9¢ | 1914<br>10¢       | 1914<br>11¢       | 1914<br>12¢ |             |             |
| 1917<br>1¢ | 1917<br>2¢ | 1917<br>3¢        | 1917<br>4¢        | 1917<br>5¢  | 1917<br>6¢  | 1917<br>7¢  |
| 1917<br>8¢ | 1917<br>9¢ | 1917<br>10¢       | 1917<br>12¢       | 1917<br>15¢ | 1917<br>20¢ | 1917<br>30¢ |
|            |            | 1918 Offset<br>2¢ | 1918 Offset<br>3¢ |             |             |             |

# Pennsylvania

## Punxsutawney - Type 531.5



## Quincy - Type 455



# Pennsylvania

## Reading - Type 225

|  |   |                      |  |   |                     |                      |
|--|---|----------------------|--|---|---------------------|----------------------|
| 1917<br>1¢   | 1917<br>3¢  | 1917<br>4¢           | 1917<br>5¢   | 1917<br>6¢  | 1917<br>6¢ inverted | 1917<br>7¢           |
| 1917<br>8¢   | 1917<br><small>8¢ Scott 508c perf 10 at top or bottom</small> | 1917<br>9¢           | 1917<br>9¢ inverted  | 1917<br><small>9¢ Scott 509a perf 10 at top or bottom</small>           | 1917<br>11¢         | 1917<br>11¢ inverted |
| 1917<br><small>11¢ Scott 511a perf 10 at top or bottom</small> | 1917<br>12¢   | 1917<br>12¢ inverted | 1917<br><small>12¢ Scott 512b perf 10 at top or bottom</small> | 1917<br><small>12¢ Scott 512b perf 10 at top or bottom inverted</small> | 1917<br>15¢         | 1917<br>15¢ inverted |
| 1917<br>20¢  | 1917<br>20¢ inverted  | 1917<br>30¢          | 1917<br>50¢  | 1917<br>50¢ inverted  | 1917<br>\$1         | 1917<br>\$1 down     |
|  |   |                      |  |   |                     |                      |
|  |   |                      | 1917<br>Postage Due<br>5¢                                      | 1917<br>Postage Due<br>30¢  |                     |                      |
|  |   |                      | 1918 Offset<br>3¢  | 1918 Offset<br>3¢ double  |                     |                      |



# Pennsylvania

## Reading - Type 225

|                               |  |
|-------------------------------|--|
| 1921 pf 10x10<br>Rotary<br>1¢ | 1921 pf 10x10<br>Rotary<br>1¢ inverted |
|-------------------------------|--|

## Reading - Type 405

|                   |             |             |             |             |             |             |
|-------------------|-------------|-------------|-------------|-------------|-------------|-------------|
| 1917<br>1¢        | 1917<br>2¢  | 1917<br>4¢  | 1917<br>5¢  | 1917<br>6¢  | 1917<br>7¢  | 1917<br>8¢  |
| 1917<br>9¢        | 1917<br>10¢ | 1917<br>11¢ | 1917<br>12¢ | 1917<br>15¢ | 1917<br>20¢ | 1917<br>30¢ |
| 1917<br>50¢       |             | 1917<br>\$1 |             |             |             |             |
| 1918 Offset<br>3¢ |             |             |             |             |             |             |

# Pennsylvania

## Reading - Type 405

1921 pf 10x10  
Rotary  
1¢

## Red Lion - Type L-1 HS

1917  
Postage Due  
 $\frac{1}{2}$ ¢

1917  
Postage Due  
1¢

1917  
Postage Due  
5¢

## Ridgway - Type 455

1917  
Postage Due  
2¢

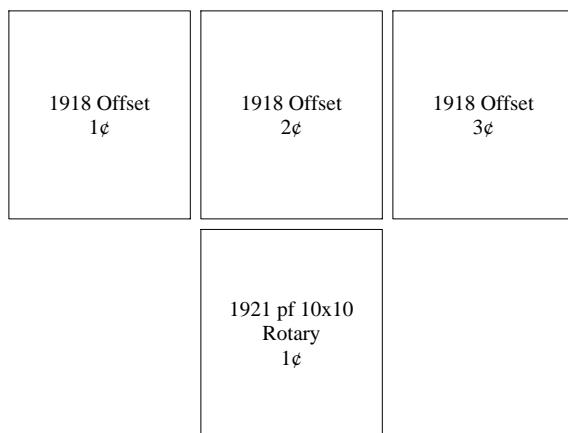
# Pennsylvania

## Ridgway - Type 456

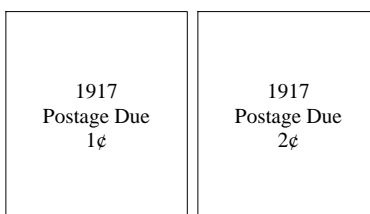
|            |            |                           |                           |                            |             |             |
|------------|------------|---------------------------|---------------------------|----------------------------|-------------|-------------|
|            |            | 1911<br>Postage Due<br>1¢ | 1911<br>Postage Due<br>5¢ | 1911<br>Postage Due<br>10¢ |             |             |
|            |            | 1914<br>Postage Due<br>1¢ | 1914<br>Postage Due<br>2¢ | 1914<br>Postage Due<br>10¢ |             |             |
| 1917<br>1¢ | 1917<br>2¢ | 1917<br>3¢                | 1917<br>4¢                | 1917<br>5¢                 | 1917<br>6¢  | 1917<br>7¢  |
| 1917<br>8¢ | 1917<br>9¢ | 1917<br>10¢               | 1917<br>11¢               | 1917<br>12¢                | 1917<br>15¢ | 1917<br>20¢ |
|            |            | 1917<br>30¢               | 1917<br>50¢               |                            |             |             |
|            |            | 1917<br>Postage Due<br>1¢ | 1917<br>Postage Due<br>2¢ | 1917<br>Postage Due<br>3¢  |             |             |

# Pennsylvania

## Ridgway - Type 456



## Ridgway - Type 564



# Pennsylvania

## Ridley Park - Type 471

|            |            |            |
|------------|------------|------------|
| 1917<br>2¢ | 1917<br>3¢ | 1917<br>4¢ |
|------------|------------|------------|

## Saint Marys - Type 205

|            |                        |
|------------|------------------------|
| 1912<br>1¢ | 1912<br>1¢ double (NI) |
|------------|------------------------|

## Saint Marys - Type 414

|            |
|------------|
| 1908<br>4¢ |
|------------|

# Pennsylvania

## Saint Marys - Type 414

1912  
1¢

1914  
1¢

1914  
6¢

1917  
1¢

1917  
2¢

1917  
3¢

1917  
4¢

1917  
5¢

1917  
6¢

1917  
8¢

1917  
9¢

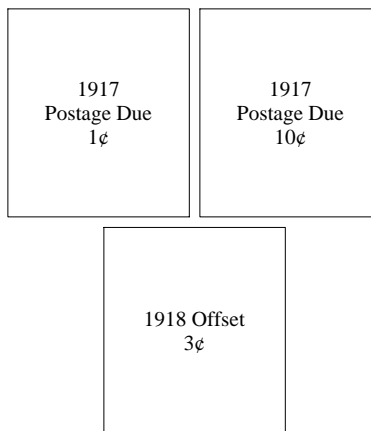
1917  
20¢

1918 Offset  
1¢

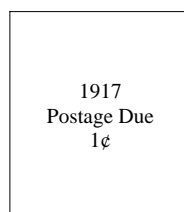
1918 Offset  
3¢

# Pennsylvania

## Schuylkill Haven - Type 580



## Schuylkill Haven - Type 705



# Pennsylvania

## Scranton - Type 161

|                                    |                                      |   |                                      |
|------------------------------------|--------------------------------------|---|--------------------------------------|
| 1916 Coil Perf<br>10 Vert<br>1¢ up | 1916 Coil Perf<br>10 Vert<br>1¢ down | 1916 Coil Perf<br>10 Vert<br>1¢ double (UD) | 1916 Coil Perf<br>10 Vert<br>3¢ down |
|------------------------------------|--------------------------------------|---|--------------------------------------|

## Scranton - Type 204

|            |                     |                   |                   |                     |                   |                     |
|------------|---------------------|-------------------|-------------------|---------------------|-------------------|---------------------|
| 1908<br>3¢ | 1908<br>3¢ inverted | 1908<br>3¢ double | 1908<br>4¢        | 1908<br>4¢ inverted | 1908<br>4¢ double | 1908<br>5¢          |
|            |                     |                   | 1908<br>6¢        |                     |                   |                     |
| 1912<br>1¢ | 1912<br>1¢ double   | 1912<br>2¢        | 1912<br>2¢ double | 1912<br>7¢          | 1912<br>8¢        | 1912<br>8¢ inverted |
| 1912<br>9¢ | 1912<br>10¢         | 1912<br>12¢       | 1912<br>15¢       | 1912<br>20¢         | 1912<br>30¢       |                     |



# Pennsylvania

## Scranton - Type 204

|                     |                     |                     |                          |                        |                     |                     |
|---------------------|---------------------|---------------------|--------------------------|------------------------|---------------------|---------------------|
| 1914<br>1¢          | 1914<br>1¢ inverted | 1914<br>1¢ double   | 1914<br>2¢               | 1914<br>2¢ inverted    | 1914<br>2¢ double   | 1914<br>3¢          |
| 1914<br>3¢ inverted | 1914<br>4¢          | 1914<br>4¢ double   | 1914<br>5¢               | 1914<br>5¢ double      | 1914<br>6¢          | 1914<br>7¢          |
| 1914<br>7¢ inverted | 1914<br>8¢          | 1914<br>8¢ inverted | 1914<br>8¢ double        | 1914<br>9¢             | 1914<br>10¢         | 1914<br>10¢ double  |
|                     |                     | 1914<br>11¢         | 1914<br>12¢              | 1914<br>15¢            |                     |                     |
| 1917<br>1¢          | 1917<br>1¢ inverted | 1917<br>1¢ double   | 1917<br>1¢ double invert | 1917<br>1¢ double (NI) | 1917<br>2¢          | 1917<br>2¢ inverted |
| 1917<br>2¢ double   | 1917<br>3¢          | 1917<br>3¢ inverted | 1917<br>3¢ double        | 1917<br>4¢             | 1917<br>4¢ inverted | 1917<br>5¢          |

# Pennsylvania

## Scranton - Type 204

|                           |                           |                                    |   |                           |                                    |   |
|---------------------------|---------------------------|------------------------------------|---|---------------------------|------------------------------------|---|
| 1917<br>5¢ inverted       | 1917<br>5¢ double         | 1917<br>6¢                         | 1917<br>6¢ inverted                     | 1917<br>6¢ double invert  | 1917<br>6¢ double (NI)             | 1917<br><small>6¢ Scott 506a perf 10 at top or bottom</small> |
| 1917<br>7¢                | 1917<br>7¢ inverted       | 1917<br>8¢                         | 1917<br>8¢ inverted                     | 1917<br>8¢ double         | 1917<br>9¢                         | 1917<br>9¢ inverted   |
| 1917<br>10¢               | 1917<br>10¢ inverted      | 1917<br>10¢ double                 | 1917<br>11¢                             | 1917<br>11¢ inverted      | 1917<br>12¢                        | 1917<br>12¢ inverted  |
| 1917<br>13¢               | 1917<br>15¢               | 1917<br>15¢ inverted               | 1917<br>20¢                             | 1917<br>20¢ inverted      | 1917<br>30¢                        | 1917<br>30¢ inverted  |
|                           |                           | 1917<br>50¢                        | 1917<br>50¢ inverted                    | 1917<br>\$1               |                                    |   |
| 1917<br>Postage Due<br>½¢ | 1917<br>Postage Due<br>1¢ | 1917<br>Postage Due<br>1¢ inverted | 1917<br>Postage Due<br>1¢ double invert | 1917<br>Postage Due<br>2¢ | 1917<br>Postage Due<br>2¢ inverted | 1917<br>Postage Due<br>3¢                                     |

# Pennsylvania

## Scranton - Type 204

|                   |                   |                                    |  |                                      |                   |                            |
|-------------------|-------------------|------------------------------------|--|--------------------------------------|-------------------|----------------------------|
|                   |                   | 1917<br>Postage Due<br>3¢ inverted | 1917<br>Postage Due<br>5¢              | 1917<br>Postage Due<br>10¢           |                   |                            |
| 1918 Offset<br>1¢ | 1918 Offset<br>2¢ | 1918 Offset<br>2¢ inverted         | 1918 Offset<br>2¢ double               | 1918 Offset<br>2¢ double (NI)        | 1918 Offset<br>3¢ | 1918 Offset<br>3¢ inverted |
|                   |                   |                                    | 1918 Offset<br>3¢ double               |                                      |                   |                            |
|                   |                   |                                    | 1920 pf 10x11<br>Rotary<br>1¢          |                                      |                   |                            |
|                   |                   | 1921 pf 10x10<br>Rotary<br>1¢      | 1921 pf 10x10<br>Rotary<br>1¢ inverted | 1921 pf 10x10<br>Rotary<br>1¢ double |                   |                            |

# Pennsylvania

## Scranton - Type 232

|                                    |                                  |                                    |                                     |                                    |                                     |                           |
|------------------------------------|----------------------------------|------------------------------------|-------------------------------------|------------------------------------|-------------------------------------|---------------------------|
| 1917<br>Postage Due<br>½¢          | 1917<br>Postage Due<br>1¢        | 1917<br>Postage Due<br>1¢ inverted | 1917<br>Postage Due<br>2¢           | 1917<br>Postage Due<br>2¢ inverted | 1917<br>Postage Due<br>3¢           | 1917<br>Postage Due<br>5¢ |
| 1917<br>Postage Due<br>5¢ inverted | 1917<br>Postage Due<br>5¢ double | 1917<br>Postage Due<br>30¢         | 1917<br>Postage Due<br>30¢ inverted | 1917<br>Postage Due<br>50¢         | 1917<br>Postage Due<br>50¢ inverted |                           |
|                                    |                                  | 1921 pf 10x10<br>Rotary<br>1¢      | 1921 pf 10x10<br>Rotary<br>1¢ up    |                                    |                                     |                           |

## Scranton - Type L-2 E

|                     |                   |                     |                   |                     |                     |                     |
|---------------------|-------------------|---------------------|-------------------|---------------------|---------------------|---------------------|
| 1908<br>1¢          | 1908<br>1¢ double | 1908<br>1¢ blue ink | 1908<br>2¢        | 1908<br>2¢ double   | 1908<br>2¢ blue ink | 1908<br>3¢          |
| 1908<br>3¢ blue ink | 1908<br>4¢        | 1908<br>4¢ inverted | 1908<br>4¢ double | 1908<br>4¢ blue ink | 1908<br>5¢          | 1908<br>5¢ blue ink |

# Pennsylvania

## Scranton - Type L-2 E

1908  
6¢

1908  
6¢ double

1908  
6¢ blue ink

1908  
8¢

1908  
8¢ double

1908  
8¢ purple ink

1908  
10¢

1908  
15¢

1908 Imperf  
2¢

1908-15 Imperf  
3¢

1912  
1¢

1912  
1¢ double

1912  
2¢

1912  
2¢ inverted

1912  
2¢ double

1912  
8¢

1912  
10¢

1912  
10¢ double

# Pennsylvania

## Scranton - Type L-3 E

|                        |                                 |                         |                         |
|------------------------|---------------------------------|-------------------------|-------------------------|
| 1913 Parcel Post<br>1¢ | 1913 Parcel Post<br>1¢ inverted | 1913 Parcel Post<br>2¢  | 1913 Parcel Post<br>3¢  |
| 1913 Parcel Post<br>4¢ | 1913 Parcel Post<br>5¢          | 1913 Parcel Post<br>10¢ | 1913 Parcel Post<br>15¢ |
|                        | 1913 Parcel Post<br>20¢         | 1913 Parcel Post<br>25¢ |                         |

## Scranton - Type L-4 TS

|            |            |            |             |             |  |
|------------|------------|------------|-------------|-------------|--|
|            | 1908<br>3¢ | 1908<br>4¢ | 1908<br>5¢  | 1908<br>6¢  |  |
| 1912<br>1¢ | 1912<br>2¢ | 1912<br>8¢ | 1912<br>10¢ | 1912<br>15¢ |  |

# Pennsylvania

## Shamokin - Type 461

1913 Parcel Post  
75¢

1914  
1¢

1914  
2¢

1914  
3¢

1914  
4¢

1914  
5¢

1914  
6¢

1914  
7¢

1914  
8¢

1914  
9¢

1914  
10¢

1914  
12¢

1914  
15¢

1914  
Postage Due  
1¢

1917  
1¢

1917  
2¢

1917  
3¢

1917  
4¢

1917  
5¢

1917  
6¢

1917  
7¢

1917  
8¢

1917  
9¢

1917  
10¢

1917  
11¢

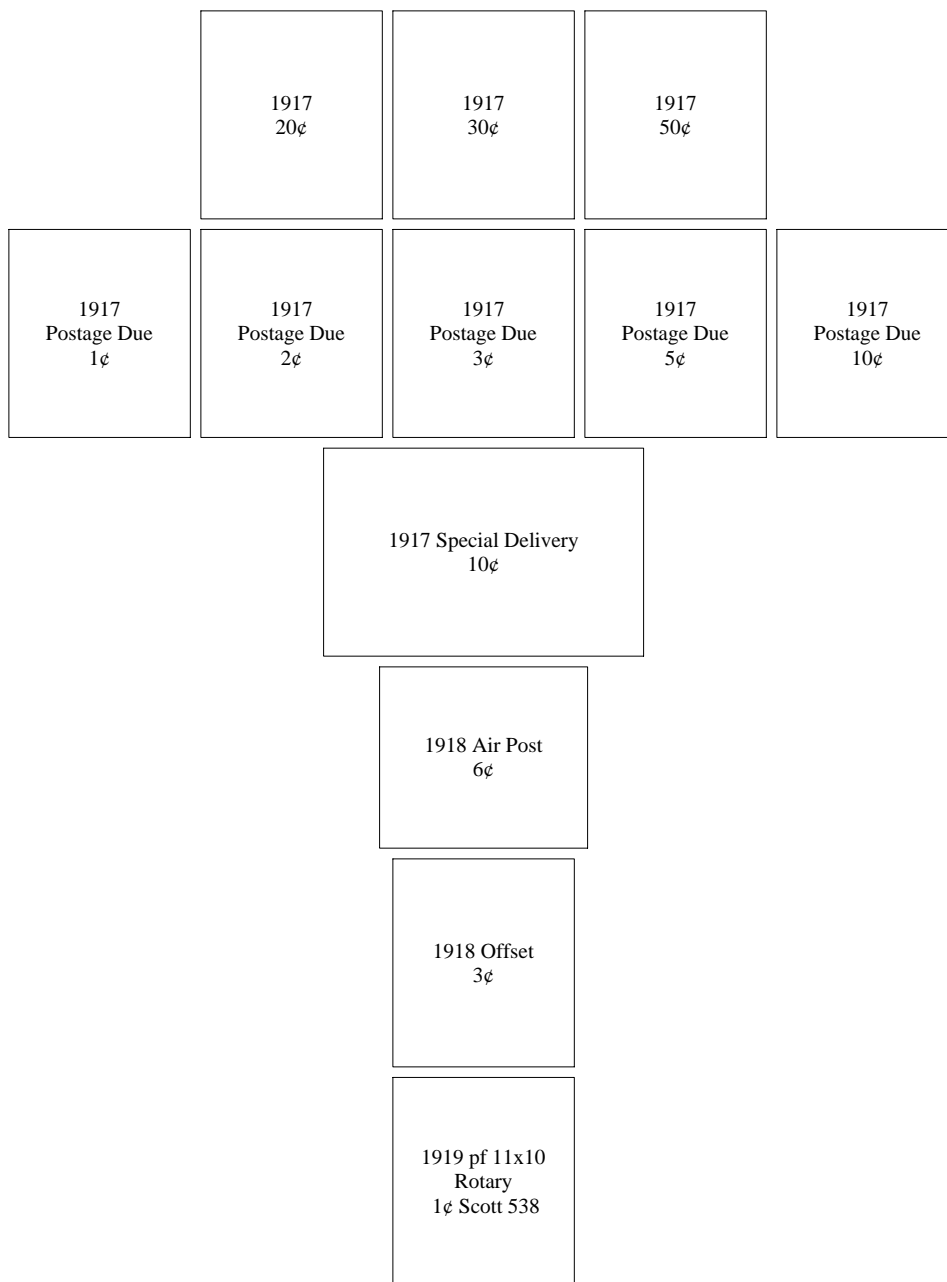
1917  
12¢

1917  
13¢

1917  
15¢

# Pennsylvania

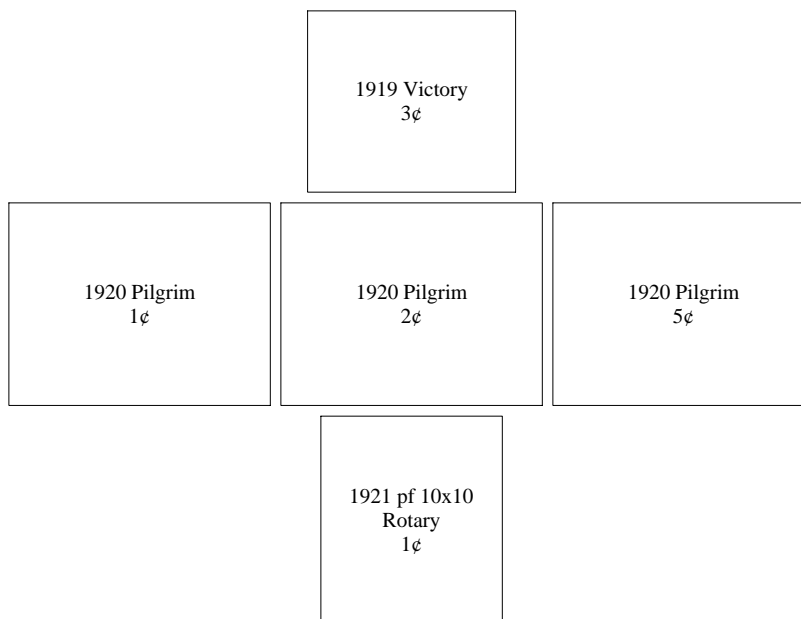
## Shamokin - Type 461






# Pennsylvania

## Shamokin - Type 461



## Shamokin - Type 513



# Pennsylvania

## Sharon - Type 455

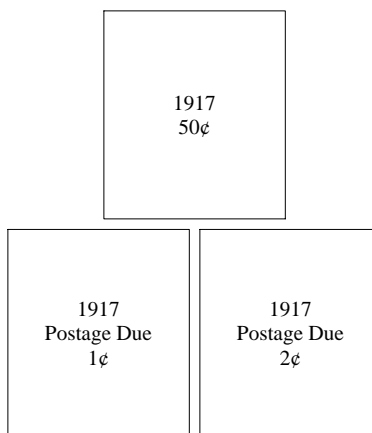
|                           |                           |
|---------------------------|---------------------------|
| 1917<br>1¢                | 1917<br>7¢                |
| 1917<br>Postage Due<br>2¢ | 1917<br>Postage Due<br>3¢ |
| 1918 Offset<br>2¢         | 1918 Offset<br>3¢         |

## Shickshinny - Type L-1 HS

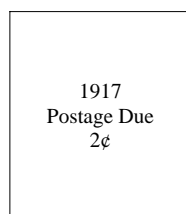
|            |
|------------|
| 1917<br>9¢ |
|------------|

# Pennsylvania

## Shippensburg - Type 467



## Shippensburg - Type 704



# Pennsylvania

## Smethport - Type 512

|                   |            |             |             |             |             |             |
|-------------------|------------|-------------|-------------|-------------|-------------|-------------|
| 1917<br>1¢        | 1917<br>2¢ | 1917<br>3¢  | 1917<br>4¢  | 1917<br>5¢  | 1917<br>6¢  | 1917<br>7¢  |
| 1917<br>8¢        | 1917<br>9¢ | 1917<br>11¢ | 1917<br>12¢ | 1917<br>15¢ | 1917<br>20¢ | 1917<br>30¢ |
| 1918 Offset<br>3¢ |            |             |             |             |             |             |

## South Bethlehem - Type 207

|                     |                     |                     |                 |             |                      |            |
|---------------------|---------------------|---------------------|-----------------|-------------|----------------------|------------|
| 1908<br>3¢          | 1908<br>3¢ inverted | 1908<br>3¢ double   | 1908<br>3¢ down | 1908<br>4¢  | 1908<br>4¢ inverted  | 1908<br>5¢ |
| 1908<br>5¢ inverted | 1908<br>6¢          | 1908<br>6¢ inverted | 1908<br>10¢     | 1908<br>15¢ | 1908<br>15¢ inverted |            |

# Pennsylvania

## South Bethlehem - Type 207

|                                      |                                  |                                  |                                  |                   |            |                     |
|--------------------------------------|----------------------------------|----------------------------------|----------------------------------|-------------------|------------|---------------------|
| 1912<br>1¢                           | 1912<br>1¢ double                | 1912<br>2¢                       | 1912<br>7¢                       | 1912<br>7¢ double | 1912<br>8¢ | 1912<br>8¢ inverted |
|                                      |                                  | 1912<br>8¢ double                | 1912<br>20¢                      |                   |            |                     |
| 1913 Parcel Post<br>4¢               | 1913 Parcel Post<br>4¢ inverted  | 1913 Parcel Post<br>5¢           | 1913 Parcel Post<br>5¢ inverted  |                   |            |                     |
| 1913 Parcel Post<br>5¢ double invert | 1913 Parcel Post<br>10¢          | 1913 Parcel Post<br>10¢ inverted | 1913 Parcel Post<br>15¢          |                   |            |                     |
| 1913 Parcel Post<br>20¢              | 1913 Parcel Post<br>20¢ inverted | 1913 Parcel Post<br>25¢          | 1913 Parcel Post<br>25¢ inverted |                   |            |                     |
|                                      |                                  | 1913 Parcel Post<br>25¢ double   |                                  |                   |            |                     |

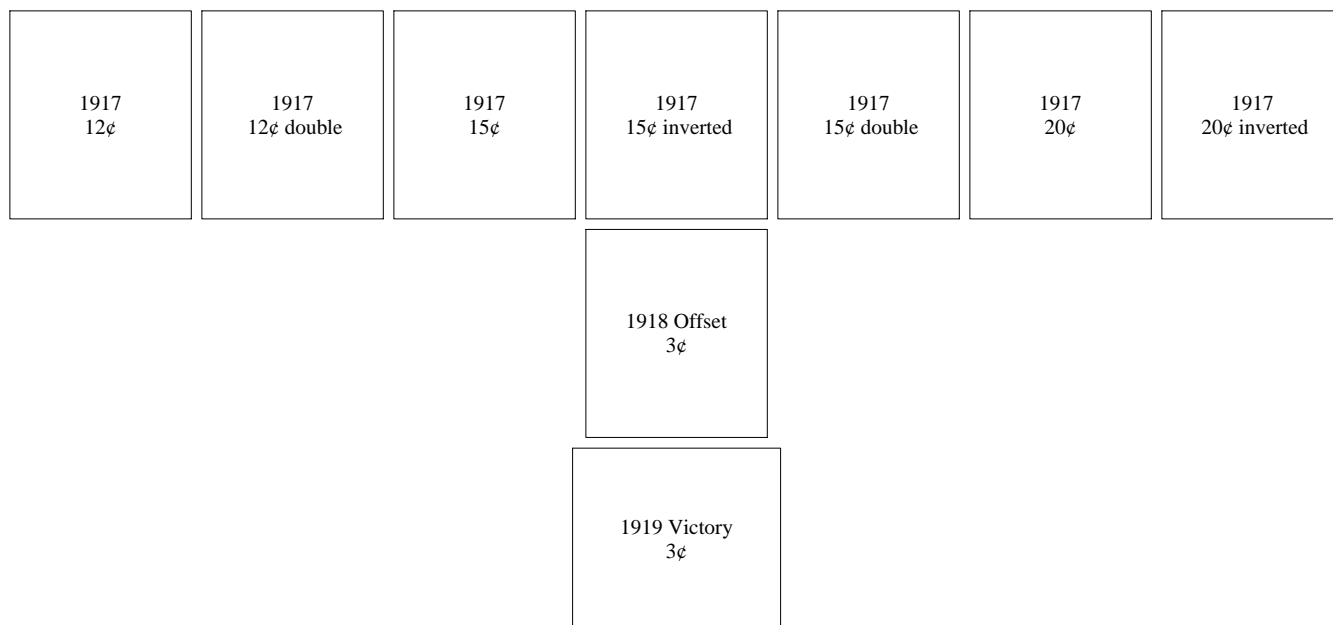
# Pennsylvania

## South Bethlehem - Type 207


|                      |                     |                      |                           |                     |                      |                     |
|----------------------|---------------------|----------------------|---------------------------|---------------------|----------------------|---------------------|
| 1914<br>1¢           | 1914<br>1¢ inverted | 1914<br>2¢           | 1914<br>2¢ inverted       | 1914<br>3¢          | 1914<br>3¢ inverted  | 1914<br>3¢ double   |
| 1914<br>4¢           | 1914<br>4¢ inverted | 1914<br>5¢           | 1914<br>6¢                | 1914<br>6¢ inverted | 1914<br>7¢           | 1914<br>7¢ inverted |
| 1914<br>8¢           | 1914<br>8¢ inverted | 1914<br>9¢           | 1914<br>9¢ inverted       | 1914<br>10¢         | 1914<br>10¢ inverted | 1914<br>11¢         |
| 1914<br>11¢ inverted | 1914<br>12¢         | 1914<br>12¢ inverted | 1914<br>12¢ double invert | 1914<br>15¢         | 1914<br>15¢ inverted |                     |
| 1917<br>1¢           | 1917<br>2¢          | 1917<br>3¢           | 1917<br>3¢ double         | 1917<br>4¢          | 1917<br>5¢           | 1917<br>6¢          |
| 1917<br>6¢ inverted  | 1917<br>7¢          | 1917<br>8¢           | 1917<br>9¢                | 1917<br>10¢         | 1917<br>10¢ inverted | 1917<br>10¢ double  |

# Pennsylvania

## South Bethlehem - Type 207

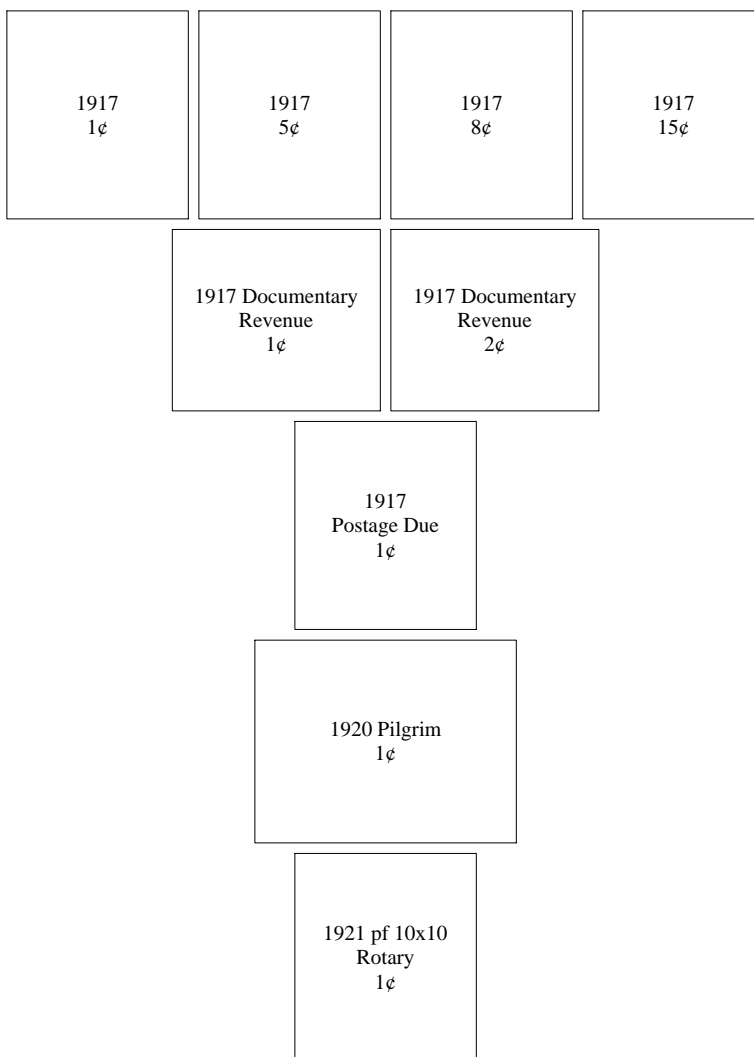


## State College - Type 517



# Pennsylvania


## State College - Type 534







# Pennsylvania

## Stowe - Type L-1 HS



## Stowe - Type L-2 HS



# Pennsylvania

## Stroudsburg - Type 458

|                                   |            |             |                                   |                                   |             |             |
|-----------------------------------|------------|-------------|-----------------------------------|-----------------------------------|-------------|-------------|
| 1917<br>1¢                        | 1917<br>2¢ | 1917<br>3¢  | 1917<br>4¢                        | 1917<br>5¢                        | 1917<br>6¢  | 1917<br>7¢  |
| 1917<br>8¢                        | 1917<br>9¢ | 1917<br>10¢ | 1917<br>15¢                       | 1917<br>20¢                       | 1917<br>30¢ | 1917<br>50¢ |
| 1917 Documentary<br>Revenue<br>1¢ |            |             | 1917 Documentary<br>Revenue<br>2¢ | 1917 Documentary<br>Revenue<br>3¢ |             |             |
| 1917<br>Postage Due<br>1¢         |            |             | 1917<br>Postage Due<br>3¢         |                                   |             |             |
| 1918 Offset<br>2¢                 |            |             | 1918 Offset<br>3¢                 |                                   |             |             |

# Pennsylvania

## Stroudsburg - Type 462

1913 Panama Pacific  
2¢

1914  
1¢

1917  
1¢

1917  
3¢

1917  
6¢

1917  
7¢

1917  
8¢

1917  
9¢

1917  
11¢

1917  
12¢

1917  
13¢

1917  
15¢

1917  
30¢

1917  
Postage Due  
½¢

1917  
Postage Due  
1¢

1917  
Postage Due  
2¢

1917  
Postage Due  
3¢

1917  
Postage Due  
5¢

1917 Special Delivery  
10¢

# Pennsylvania

## Stroudsburg - Type 462

1918 Offset  
3¢

1919 Victory  
3¢

1921 pf 10x10  
Rotary  
1¢

## Stroudsburg - Type 608

1917  
Postage Due  
1¢

1917  
Postage Due  
2¢

# Pennsylvania

## Stroudsburg - Type 704

1911  
Postage Due  
10¢

1917  
Postage Due  
1¢

## Sunbury - Type 526

1913 Parcel Post  
75¢

1917  
2¢

1917  
3¢

1917  
4¢

1917  
5¢

1917  
6¢

1917  
7¢

1917  
8¢

1917  
9¢

1917  
10¢

1917  
11¢

1917  
13¢

1917  
15¢

1917  
30¢

# Pennsylvania

## Sunbury - Type 526

1918 Offset  
3¢

1919 Victory  
3¢

1920 Pilgrim  
1¢

1920 Pilgrim  
2¢

1920 Pilgrim  
5¢

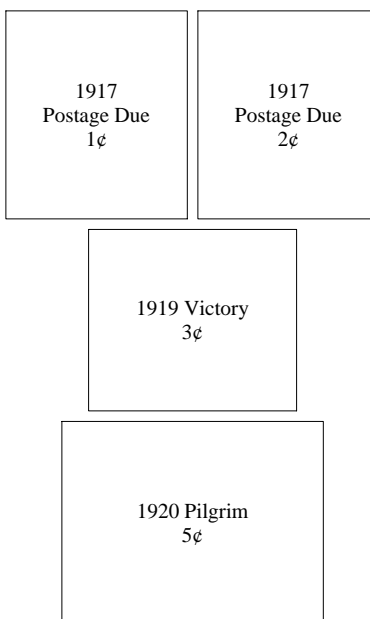
1921 pf 10x10  
Rotary  
1¢

## Sunbury - Type L-1 HS


1913 Parcel Post Postage Due  
25¢

# Pennsylvania

## Sunbury - Type L-1 HS

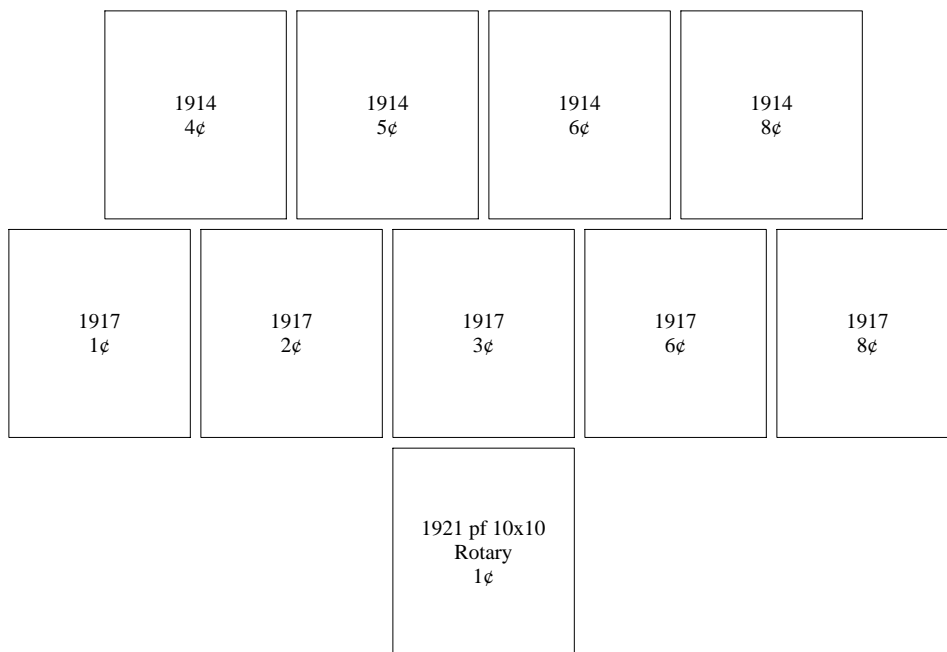


## Swarthmore - Type 462



# Pennsylvania

## Swarthmore - Type 462



## Tarentum - Type L-1 HS





# Pennsylvania

## Telford - Type 549

1914  
1¢

1917  
1¢

1918 Offset  
1¢

1920 pf 10x11  
Rotary  
1¢

1920 Pilgrim  
1¢

1921 pf 10x10  
Rotary  
1¢

# Pennsylvania

## Titusville - Type 516


|            |                           |                           |                           |                           |                            |             |
|------------|---------------------------|---------------------------|---------------------------|---------------------------|----------------------------|-------------|
| 1917<br>4¢ | 1917<br>6¢                | 1917<br>7¢                | 1917<br>8¢                | 1917<br>9¢                | 1917<br>10¢                | 1917<br>15¢ |
|            |                           |                           | 1917<br>20¢               |                           |                            |             |
|            | 1917<br>Postage Due<br>½¢ | 1917<br>Postage Due<br>1¢ | 1917<br>Postage Due<br>2¢ | 1917<br>Postage Due<br>5¢ | 1917<br>Postage Due<br>10¢ |             |

## Titusville - Type L-2 HS


|            |             |             |             |             |             |             |
|------------|-------------|-------------|-------------|-------------|-------------|-------------|
| 1917<br>1¢ | 1917<br>2¢  | 1917<br>4¢  | 1917<br>5¢  | 1917<br>6¢  | 1917<br>7¢  | 1917<br>8¢  |
| 1917<br>9¢ | 1917<br>10¢ | 1917<br>11¢ | 1917<br>12¢ | 1917<br>15¢ | 1917<br>20¢ | 1917<br>30¢ |

# Pennsylvania

## Titusville - Type L-2 HS



## Towanda - Type 703



# Pennsylvania

## Troy - Type 507

1914  
11¢

1914  
12¢

1917  
1¢

1917  
2¢

1917  
4¢

1917  
5¢

1917  
6¢

1917  
7¢

1917  
8¢

1917  
9¢

1917  
10¢

1917  
11¢

1917  
12¢

1917  
15¢

1917  
20¢

1917  
30¢

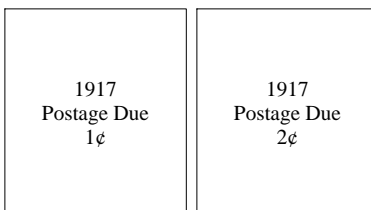
1917  
50¢

1918 Air Post  
16¢

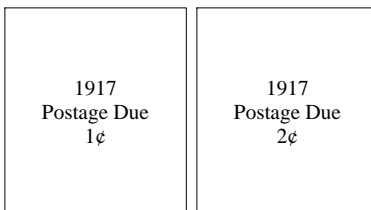
1918 Offset  
3¢

# Pennsylvania


## Tunkhannock - Type 471



## Tunkhannock - Type 577



## Tunkhannock - Type L-1 HS



# Pennsylvania

## Tunkhannock - Type L-1 HS

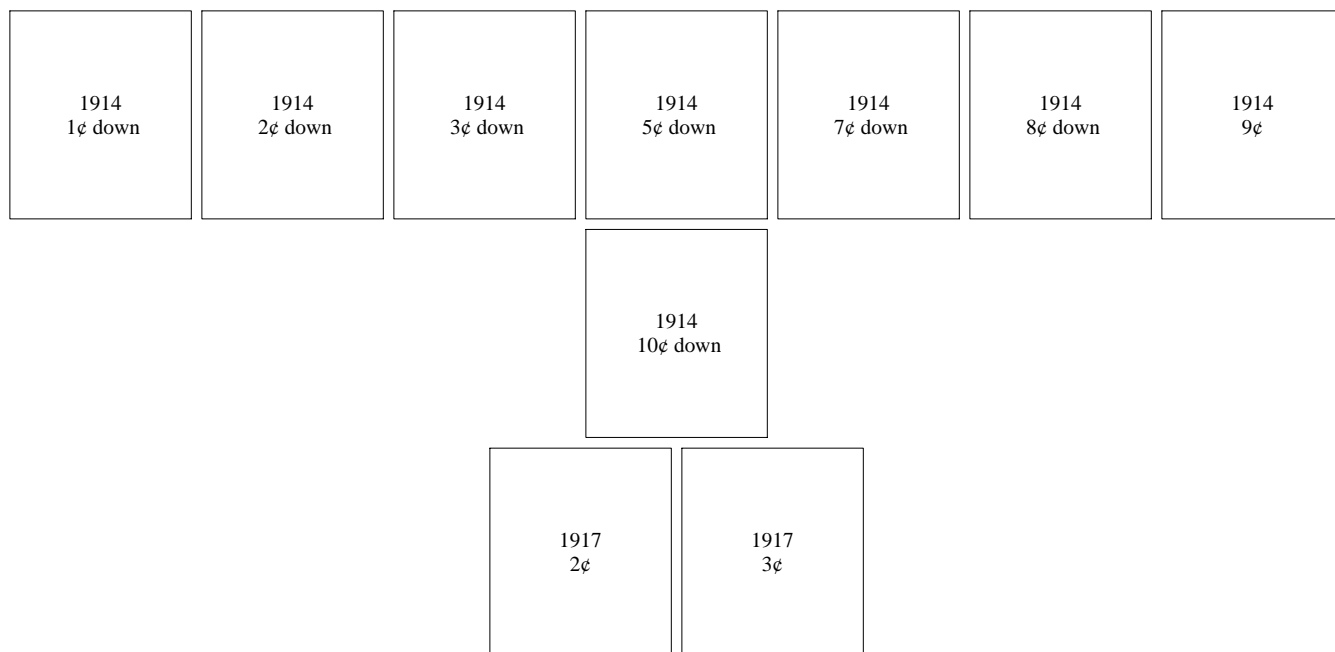
|                           |                                  |                                   |             |
|---------------------------|----------------------------------|-----------------------------------|-------------|
| 1912<br>1¢                | 1912<br>2¢                       | 1912<br>8¢                        | 1912<br>10¢ |
| 1913 Panama Pacific<br>1¢ | 1913 Panama Pacific<br>1¢ double | 1913 Panama Pacific<br>10¢ yellow |             |
| 1913 Parcel Post<br>20¢   | 1913 Parcel Post<br>25¢          | 1913 Parcel Post<br>75¢           |             |

## Tunkhannock - Type L-2 TS


|                 |                 |                 |                 |                 |                  |
|-----------------|-----------------|-----------------|-----------------|-----------------|------------------|
|                 | 1908<br>4¢ down | 1908<br>5¢ down | 1908<br>6¢ up   | 1908<br>6¢ down |                  |
| 1912<br>1¢ down | 1912<br>7¢ up   | 1912<br>7¢ down | 1912<br>8¢ down | 1912<br>9¢ down | 1912<br>10¢ down |

# Pennsylvania

## Tunkhannock - Type L-2 TS



## Tyrone - Type 202



# Pennsylvania

## Tyrone - Type 202

|                        |                     |                         |                        |                         |             |                        |  |
|------------------------|---------------------|-------------------------|------------------------|-------------------------|-------------|------------------------|--|
|                        |                     | 1912<br>15¢             |                        | 1912<br>15¢ double (NI) |             |                        |  |
| 1913 Parcel Post<br>1¢ |                     | 1913 Parcel Post<br>2¢  |                        | 1913 Parcel Post<br>4¢  |             | 1913 Parcel Post<br>5¢ |  |
|                        |                     | 1913 Parcel Post<br>10¢ |                        | 1913 Parcel Post<br>25¢ |             |                        |  |
| 1914<br>1¢             | 1914<br>1¢ inverted | 1914<br>1¢ double       | 1914<br>1¢ double (NI) | 1914<br>2¢              | 1914<br>3¢  | 1914<br>4¢             |  |
| 1914<br>5¢             | 1914<br>6¢          | 1914<br>7¢              | 1914<br>7¢ inverted    | 1914<br>7¢ double       | 1914<br>8¢  | 1914<br>9¢             |  |
| 1914<br>9¢ inverted    |                     | 1914<br>10¢             | 1914<br>11¢            | 1914<br>12¢             | 1914<br>15¢ | 1914<br>15¢ inverted   |  |



# Pennsylvania

## Tyrone - Type 202

|                       |                       |                         |                               |                      |                     |                     |
|-----------------------|-----------------------|-------------------------|-------------------------------|----------------------|---------------------|---------------------|
| 1917<br>1¢            | 1917<br>1¢ inverted   | 1917<br>2¢              | 1917<br>4¢                    | 1917<br>4¢ inverted  | 1917<br>5¢          | 1917<br>5¢ inverted |
| 1917<br>6¢            | 1917<br>7¢            | 1917<br>7¢ inverted     | 1917<br>8¢                    | 1917<br>9¢           | 1917<br>9¢ inverted | 1917<br>10¢         |
| 1917<br>10¢ inverted  | 1917<br>11¢           | 1917<br>11¢ inverted    | 1917<br>12¢                   | 1917<br>12¢ inverted | 1917<br>12¢ double  | 1917<br>15¢         |
|                       |                       | 1918 Offset<br>1¢       | 1918 Offset<br>2¢             | 1918 Offset<br>3¢    |                     |                     |
|                       |                       |                         | 1919 pf 11x10<br>Rotary<br>1¢ |                      |                     |                     |
| 1920 Pilgrim<br>1¢ up | 1920 Pilgrim<br>2¢ up | 1920 Pilgrim<br>2¢ down | 1920 Pilgrim<br>5¢ down       |                      |                     |                     |

# Pennsylvania

## Tyrone - Type 202

1921 pf 10x10  
Rotary  
1¢

## Tyrone - Type 549

1912  
15¢

1913 Parcel Post  
2¢

1913 Parcel Post  
5¢

1913 Parcel Post  
10¢

1913 Parcel Post  
20¢

1913 Parcel Post  
25¢

1913 Parcel Post  
75¢

1913 Parcel Post Postage Due  
1¢

1913 Parcel Post Postage Due  
5¢

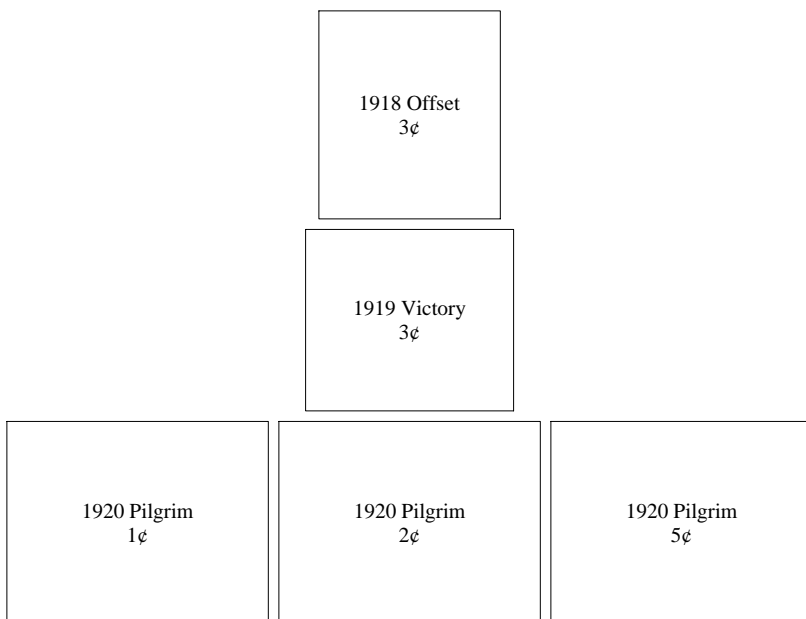
# Pennsylvania

## Tyrone - Type 549


|                              |            |             |                           |             |             |             |
|------------------------------|------------|-------------|---------------------------|-------------|-------------|-------------|
| 1914<br>1¢                   | 1914<br>2¢ | 1914<br>5¢  | 1914<br>6¢                | 1914<br>8¢  | 1914<br>9¢  | 1914<br>20¢ |
| 1917<br>1¢                   | 1917<br>2¢ | 1917<br>3¢  | 1917<br>4¢                | 1917<br>5¢  | 1917<br>6¢  | 1917<br>7¢  |
| 1917<br>8¢                   | 1917<br>9¢ | 1917<br>10¢ | 1917<br>11¢               | 1917<br>12¢ | 1917<br>13¢ | 1917<br>15¢ |
|                              |            |             | 1917<br>20¢               | 1917<br>50¢ |             |             |
|                              |            |             | 1917<br>Postage Due<br>½¢ |             |             |             |
| 1917 Special Delivery<br>10¢ |            |             |                           |             |             |             |

# Pennsylvania

## Tyrone - Type 549






## Tyrone - Type L-1 HS

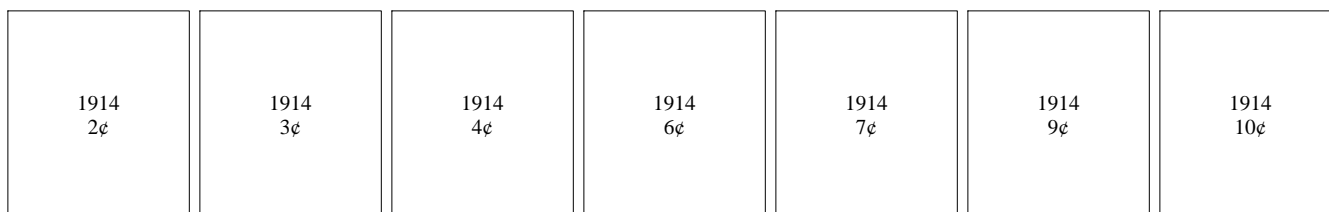


# Pennsylvania

## Tyrone - Type L-2 HS

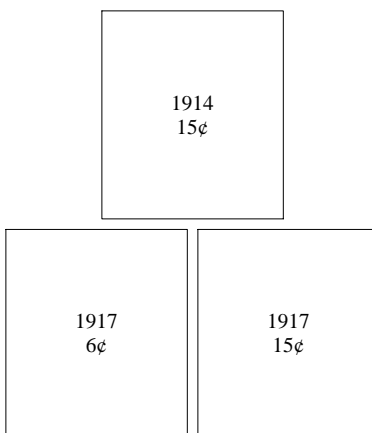


## Uniontown - Type 413

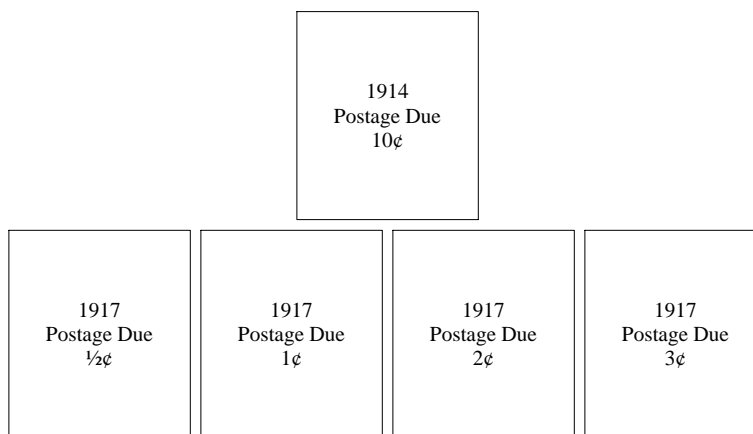


# Pennsylvania

## Uniontown - Type 413




## Uniontown - Type 577

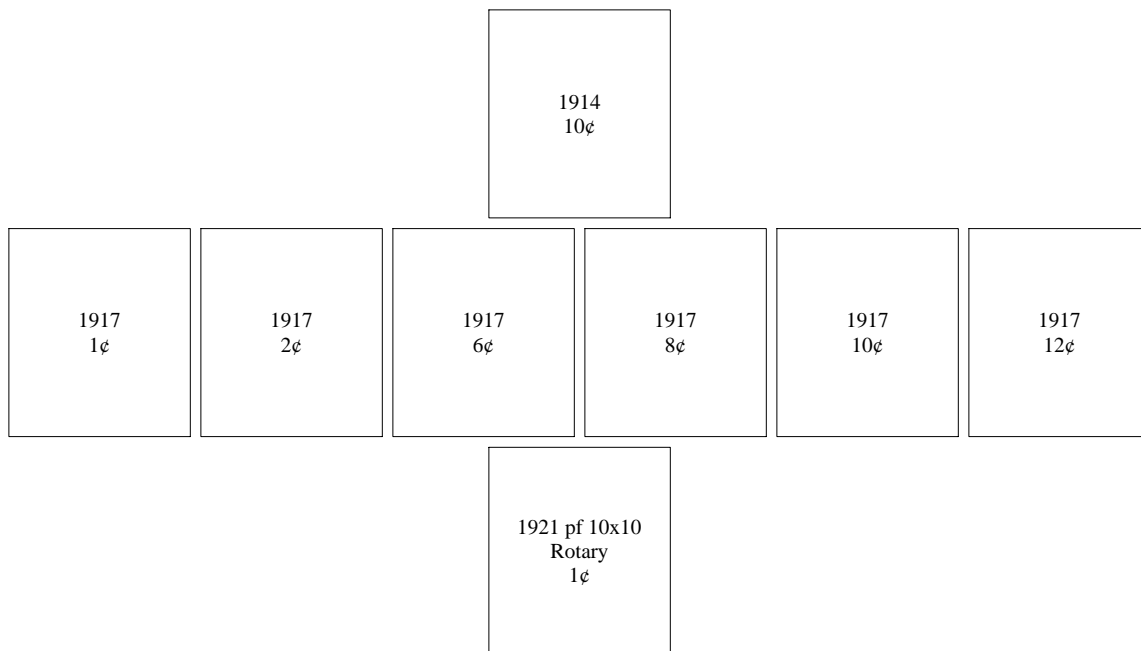


# Pennsylvania

## Uniontown - Type 632



## Vernfield - Type 512



# Pennsylvania

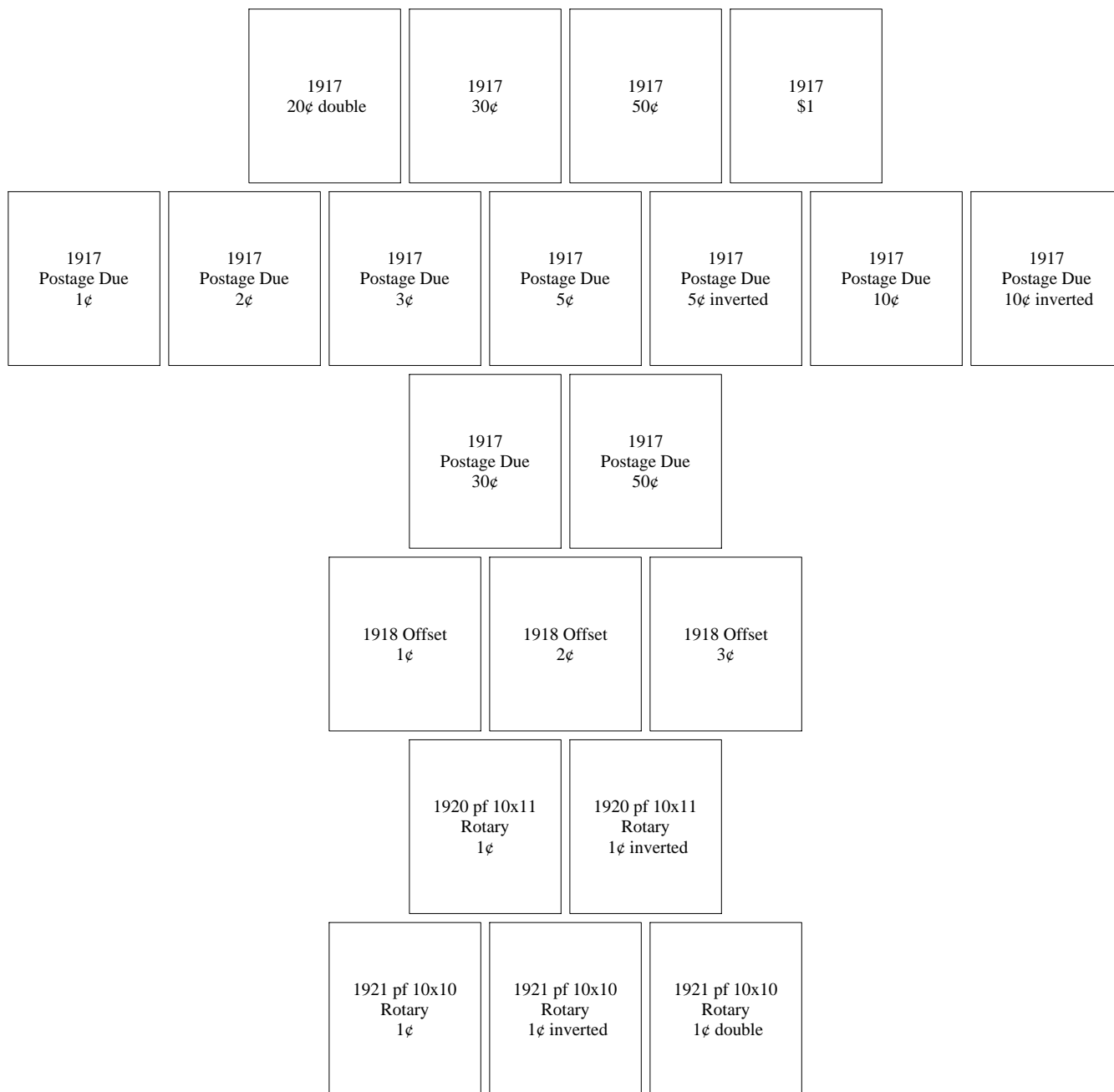
## Warren - Type 202

|                      |                     |                     |                        |                     |                      |             |
|----------------------|---------------------|---------------------|------------------------|---------------------|----------------------|-------------|
|                      |                     | 1912<br>1¢          | 1912<br>1¢ double      | 1912<br>30¢         |                      |             |
| 1914<br>1¢           | 1914<br>1¢ double   | 1914<br>1¢ down     | 1914<br>1¢ double (NI) | 1914<br>7¢          | 1914<br>7¢ inverted  | 1914<br>9¢  |
|                      |                     | 1914<br>15¢         | 1914<br>20¢            | 1914<br>30¢         |                      |             |
| 1917<br>1¢           | 1917<br>1¢ inverted | 1917<br>2¢          | 1917<br>2¢ inverted    | 1917<br>3¢          | 1917<br>4¢           | 1917<br>5¢  |
| 1917<br>6¢           | 1917<br>7¢          | 1917<br>7¢ inverted | 1917<br>8¢             | 1917<br>8¢ inverted | 1917<br>9¢           | 1917<br>10¢ |
| 1917<br>10¢ inverted | 1917<br>11¢         | 1917<br>12¢         | 1917<br>12¢ inverted   | 1917<br>15¢         | 1917<br>15¢ inverted | 1917<br>20¢ |



# Pennsylvania

## Warren - Type 202



# Pennsylvania

## Warren - Type 202

1921 pf 11x11  
Rotary  
1¢ Scott 545

## Warren - Type 701

1917  
2¢

## Warren - Type L-1 TS

1908  
1¢

1908  
1¢ double

1908  
2¢

1908  
2¢ blue ink


1908  
3¢

1908  
4¢

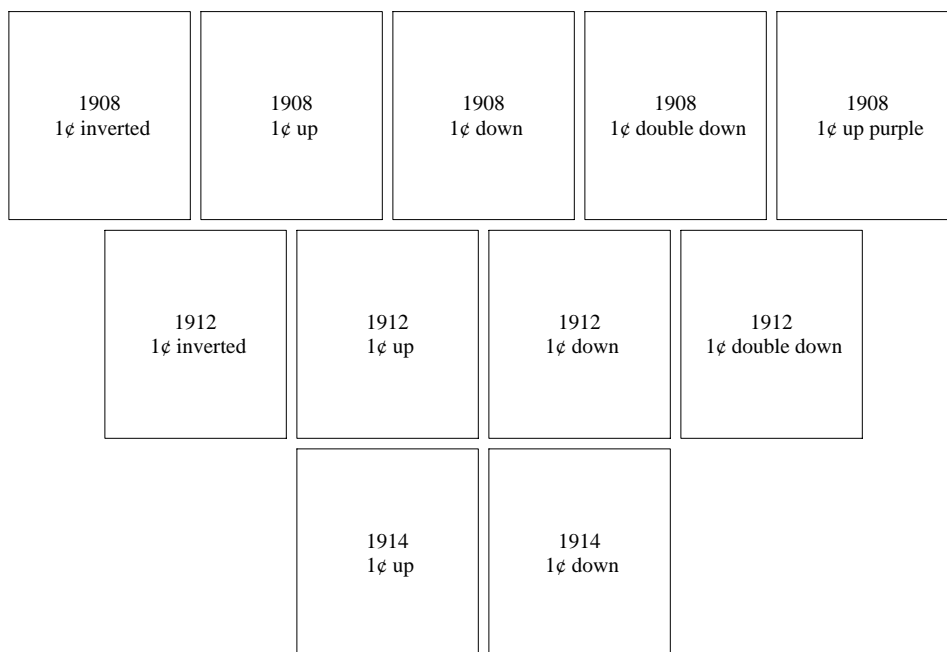
1908  
5¢

# Pennsylvania

## Warren - Type L-1 TS



## Warren - Type L-3 TS



# Pennsylvania

## Warren - Type L-3 TS

1921 pf 10x10  
Rotary  
1¢ down

## Warren - Type L-4 E

1908  
1¢

1908  
1¢ inverted

1908  
1¢ double

1908  
1¢ double (NdiagD)

1908  
2¢

1908  
3¢

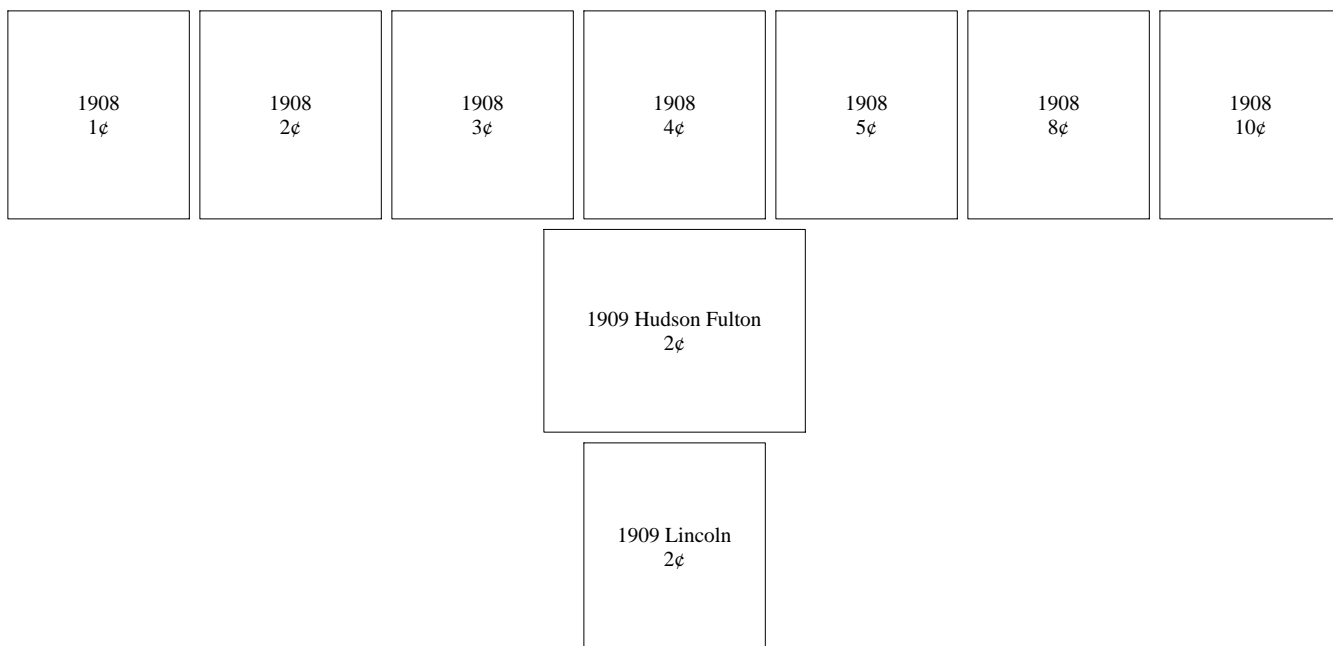
1908  
4¢

1908  
8¢

1908  
8¢ double

# Pennsylvania

## Warren - Type L-5 HS



## Warren - Type L-6 TS



# Pennsylvania

## Warren - Type L-7 IHS

1916 Coil Perf  
10 Vert  
5¢

## Warren - Type L-8 TS

1913 Parcel Post  
5¢

1913 Parcel Post  
5¢ inverted

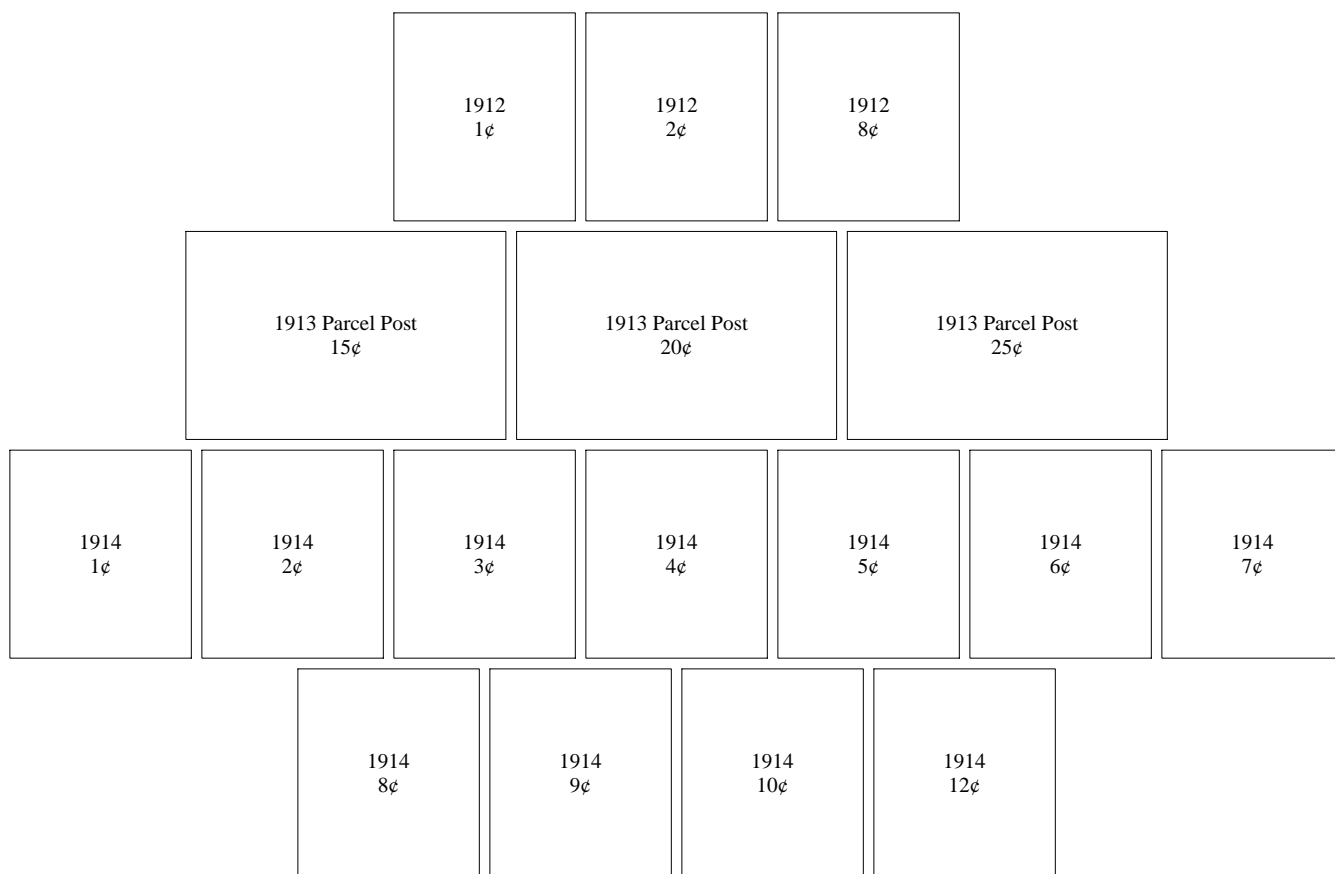
## Washington - Type 205

1908  
3¢

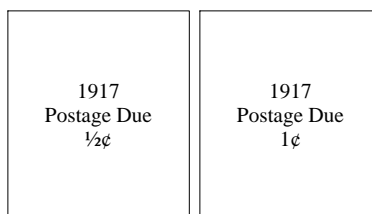
1908  
10¢

# Pennsylvania

## Washington - Type 205

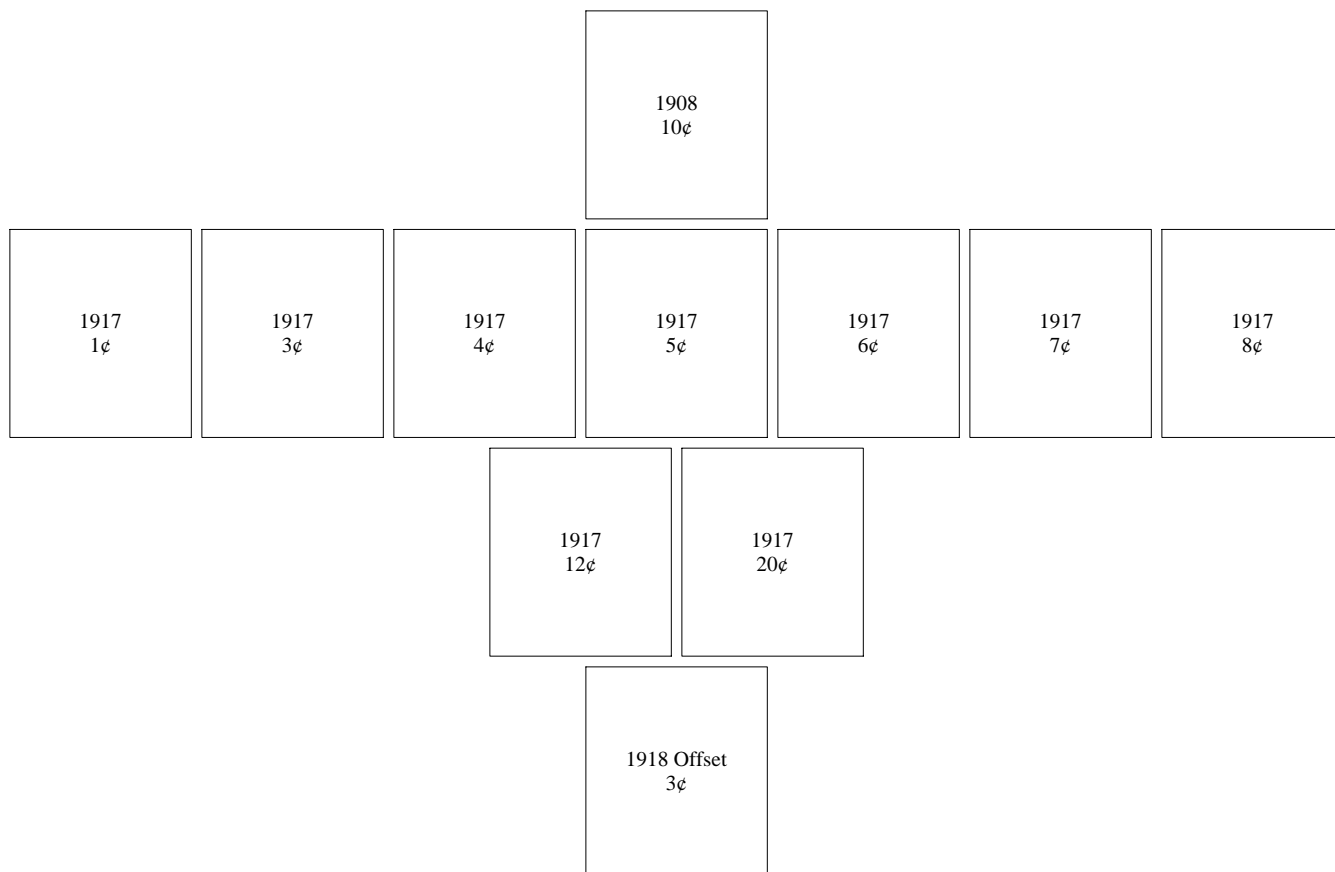


## Washington - Type 704

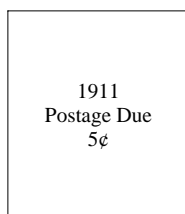


# Pennsylvania

## Wayne - Type 509



## Waynesboro - Type 577





# Pennsylvania

## Waynesboro - Type 577

|            |             |             |             |
|------------|-------------|-------------|-------------|
| 1917<br>1¢ | 1917<br>11¢ | 1917<br>12¢ | 1917<br>13¢ |
|------------|-------------|-------------|-------------|

## Waynesburg - Type 471

|             |
|-------------|
| 1917<br>13¢ |
|-------------|

## Weiser Park - Type 486

|                                  |
|----------------------------------|
| 1916 Coil Perf<br>10 Horiz<br>1¢ |
|----------------------------------|

# Pennsylvania

## Wernersville - Type 475

1917  
Postage Due  
1¢

## West Chester - Type 207

1914  
1¢

1914  
5¢

1917  
1¢

1917  
1¢ inverted

1917  
1¢ double

1917  
2¢

1917  
4¢

1917  
4¢ inverted

1917  
5¢

1917  
5¢ inverted

1917  
6¢

1917  
7¢

1917  
8¢

1917  
8¢ inverted

1917  
9¢

1917  
10¢

1917  
10¢ inverted

1917  
11¢

1917  
11¢ inverted

1917  
12¢

1917  
13¢

1917  
13¢ inverted

1917  
13¢ double (NI)

# Pennsylvania

## West Chester - Type 207

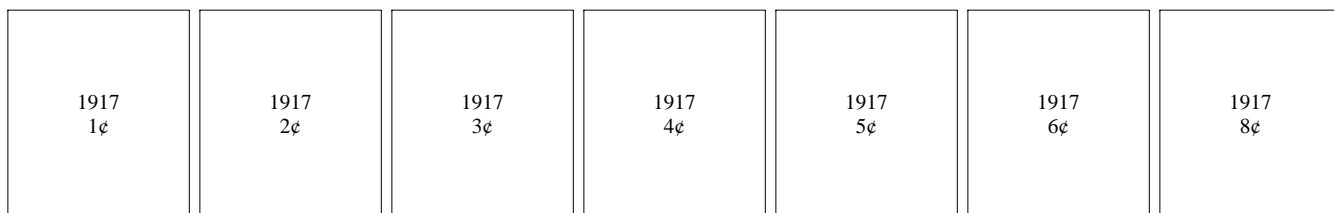
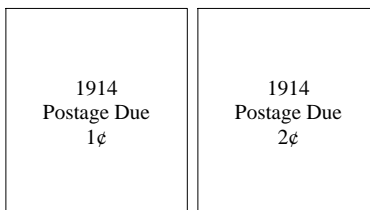

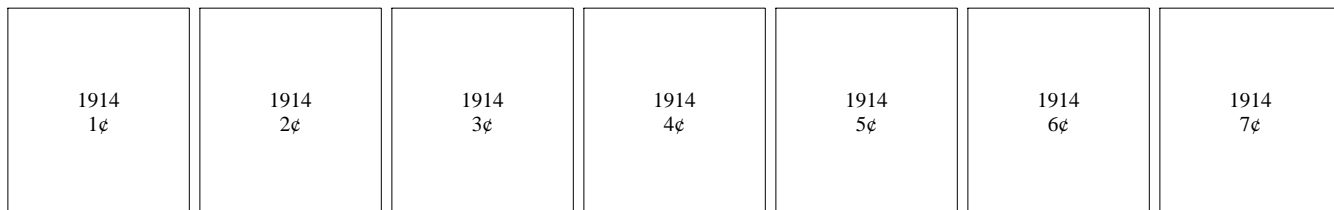


|             |                               |  |   |             |
|-------------|-------------------------------|--|---|-------------|
| 1917<br>15¢ | 1917<br>20¢                   | 1917<br>30¢                            | 1917<br>30¢ inverted                        | 1917<br>50¢ |
|             | 1918 Offset<br>2¢             | 1918 Offset<br>3¢                      | 1918 Offset<br>3¢ inverted                  |             |
|             | 1919 Victory<br>3¢ up         | 1919 Victory<br>3¢ down                | 1919 Victory<br>3¢ Scott 537c red violet up |             |
|             | 1921 pf 10x10<br>Rotary<br>1¢ | 1921 pf 10x10<br>Rotary<br>1¢ inverted | 1921 pf 10x10<br>Rotary<br>1¢ double        |             |

## West Chester - Type 422

|            |            |
|------------|------------|
| 1908<br>3¢ | 1908<br>6¢ |
|------------|------------|

# Pennsylvania

## West Chester - Type 422



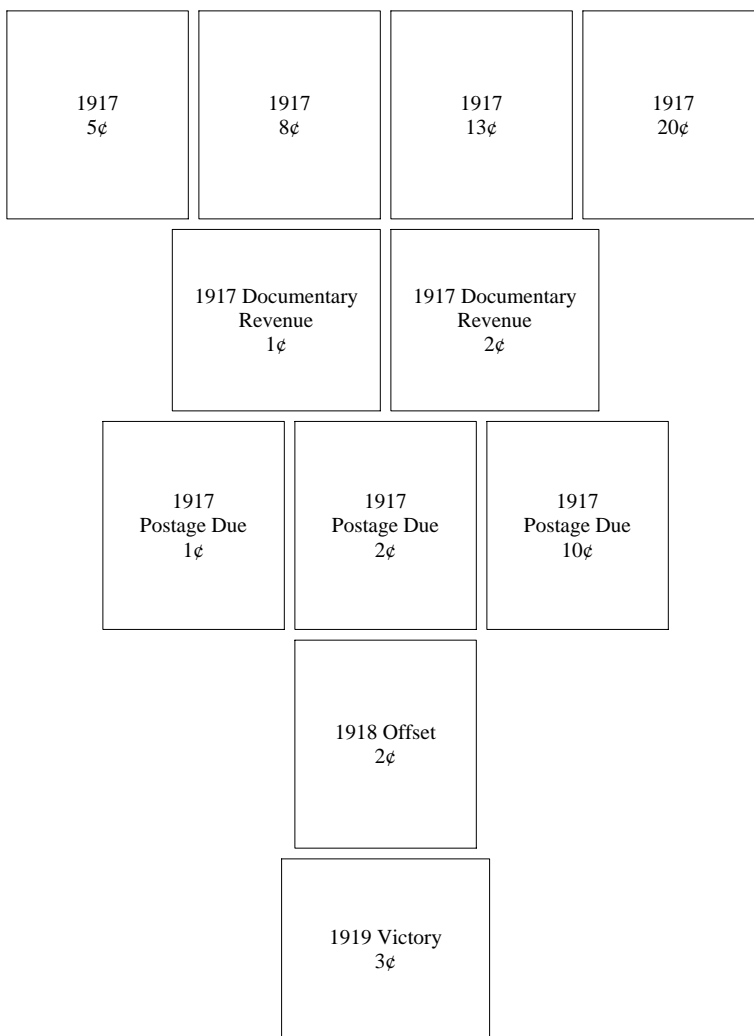
# Pennsylvania

## West Chester - Type 422

|            |             |                                   |                                   |             |             |
|------------|-------------|-----------------------------------|-----------------------------------|-------------|-------------|
| 1917<br>9¢ | 1917<br>10¢ | 1917<br>13¢                       | 1917<br>15¢                       | 1917<br>20¢ | 1917<br>30¢ |
|            |             | 1917 Documentary<br>Revenue<br>1¢ | 1917 Documentary<br>Revenue<br>2¢ |             |             |
|            |             | 1917<br>Postage Due<br>1¢         | 1917<br>Postage Due<br>2¢         |             |             |
|            |             | 1918 Offset<br>1¢                 | 1918 Offset<br>3¢                 |             |             |
|            |             | 1919 Victory<br>3¢                |                                   |             |             |

# Pennsylvania

## West Chester - Type 462



# Pennsylvania

## Westgrove - Type 415

1908  
3¢

1908  
5¢

1912  
9¢

1914  
1¢

1914  
2¢

1914  
3¢

1914  
4¢

1914  
5¢

1914  
6¢

1914  
7¢

1914  
8¢

1914  
9¢

1914  
10¢

1914  
11¢

1914  
12¢

1914  
15¢

1917  
1¢

1917  
2¢

1917  
3¢

1917  
4¢

1917  
5¢

1917  
6¢

1917  
7¢

1917  
8¢

1917  
9¢

1917  
10¢

1917  
11¢

1917  
12¢

1917  
13¢

1917  
15¢

# Pennsylvania

## Westgrove - Type 415

|                   |                   |                   |
|-------------------|-------------------|-------------------|
| 1917<br>20¢       | 1917<br>30¢       | 1917<br>50¢       |
| 1918 Offset<br>1¢ | 1918 Offset<br>2¢ | 1918 Offset<br>3¢ |


## Westgrove - Type 513

|            |             |             |             |
|------------|-------------|-------------|-------------|
| 1917<br>4¢ | 1917<br>20¢ | 1917<br>30¢ | 1917<br>50¢ |
|------------|-------------|-------------|-------------|

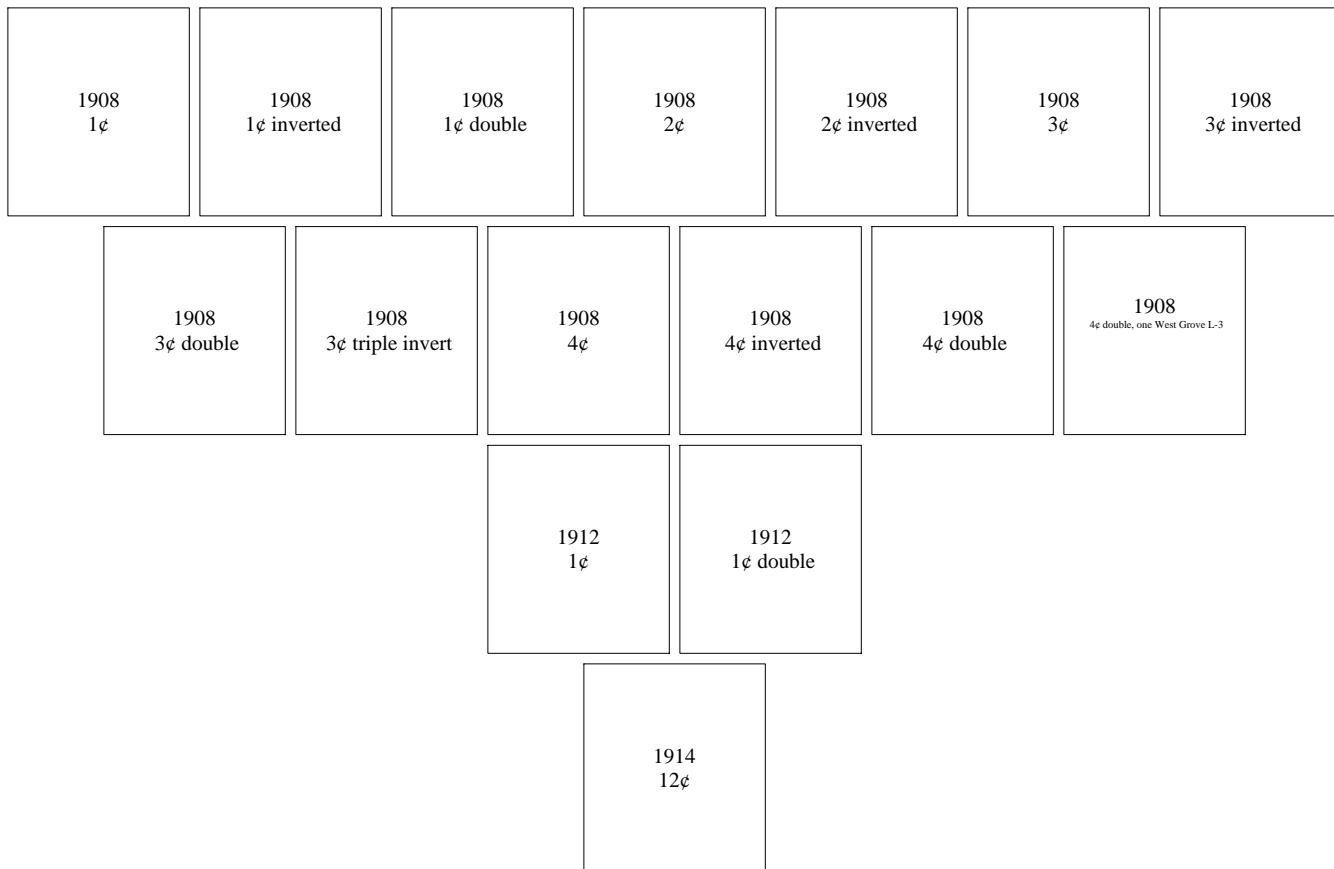


# Pennsylvania

## West Grove - Type L-1 HS



## Westgrove - Type L-1 TS



# Pennsylvania

## Westgrove - Type L-1 TS

1917  
3¢

## West Grove - Type L-3 TS

1908  
2¢

1908  
3¢

1908  
3¢ double

1908  
4¢

1908  
4¢ inverted

1908  
4¢ double

1908  
4¢ double, one Westgrove L-1

1912  
1¢

1912  
1¢ double

1912  
2¢

1912  
2¢ inverted

1912  
12¢

1913 Parcel Post  
5¢ down

1913 Parcel Post  
5¢ double down

1914  
1¢

1914  
1¢ inverted

1914  
1¢ double

1914  
1¢ double (NI)

1914  
2¢

1914  
2¢ inverted

1914  
3¢

# Pennsylvania

## West Grove - Type L-3 TS

|                     |                     |                   |                      |                     |                     |                      |
|---------------------|---------------------|-------------------|----------------------|---------------------|---------------------|----------------------|
| 1914<br>3¢ inverted | 1914<br>4¢          | 1914<br>5¢        | 1914<br>6¢           | 1914<br>7¢          | 1914<br>10¢         | 1914<br>12¢          |
|                     |                     |                   | 1914<br>15¢          |                     |                     |                      |
| 1917<br>1¢          | 1917<br>1¢ inverted | 1917<br>1¢ double | 1917<br>2¢           | 1917<br>2¢ inverted | 1917<br>3¢          | 1917<br>4¢           |
| 1917<br>5¢          | 1917<br>6¢          | 1917<br>7¢        | 1917<br>8¢           | 1917<br>9¢          | 1917<br>9¢ inverted | 1917<br>9¢ double    |
| 1917<br>10¢         | 1917<br>11¢         | 1917<br>12¢       | 1917<br>13¢          | 1917<br>13¢ double  | 1917<br>15¢         | 1917<br>15¢ inverted |
|                     |                     | 1917<br>20¢       | 1917<br>20¢ inverted | 1917<br>30¢         | 1917<br>50¢         |                      |

# Pennsylvania

## West Grove - Type L-3 TS

|                   |                               |   |                   |
|-------------------|-------------------------------|---|-------------------|
| 1918 Offset<br>1¢ | 1918 Offset<br>2¢             | 1918 Offset<br>2¢ Scott 537-528 double impression | 1918 Offset<br>3¢ |
|                   | 1921 pf 10x10<br>Rotary<br>1¢ | 1921 pf 10x10<br>Rotary<br>1¢ inverted            |                   |

## West Grove - Type L-4 TS (var 1)

|                                  |                                |                         |                                  |
|----------------------------------|--------------------------------|-------------------------|----------------------------------|
| 1913 Parcel Post<br>1¢           | 1913 Parcel Post<br>4¢         | 1913 Parcel Post<br>5¢  | 1913 Parcel Post<br>15¢          |
| 1913 Parcel Post<br>15¢ inverted | 1913 Parcel Post<br>15¢ double | 1913 Parcel Post<br>20¢ | 1913 Parcel Post<br>20¢ inverted |
|                                  | 1913 Parcel Post<br>25¢        | 1913 Parcel Post<br>75¢ | 1913 Parcel Post<br>75¢ double   |

# Pennsylvania

## West Grove - Type L-4 TS (var 2)

1913 Parcel Post  
4¢

## West Grove - Type L-4 TS (var 3)

1913 Parcel Post  
4¢

## West Grove - Type L-5 TS (var1, var2)

1913 Parcel Post  
4¢

1913 Parcel Post  
4¢ var 1

1913 Parcel Post  
5¢

1913 Parcel Post  
5¢ var 2

# Pennsylvania

## West Grove - Type L-5 TS (var1, var2)

1913 Parcel Post  
15¢

## West Grove - Type L-5 TS (var3, var4)

1913 Parcel Post  
4¢

1913 Parcel Post  
5¢

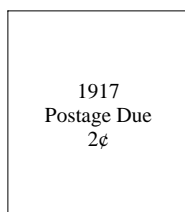
1913 Parcel Post  
5¢ var 3

1913 Parcel Post  
5¢ var 4

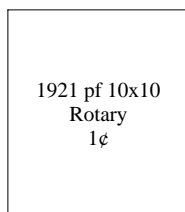
1913 Parcel Post  
15¢

# Pennsylvania

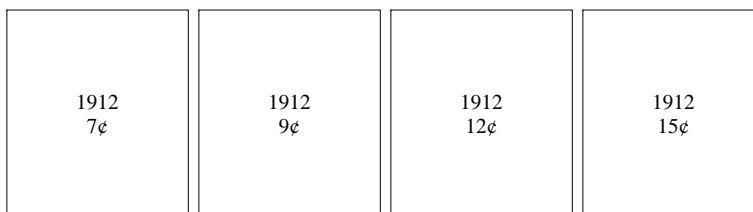
## West Lawn - Type 622



## West Lawn - Type 704



## Wilkes-Barre - Type 207



# Pennsylvania

## Wilkes-Barre - Type 207

|            |                     |                   |                   |                      |             |                      |
|------------|---------------------|-------------------|-------------------|----------------------|-------------|----------------------|
| 1914<br>1¢ | 1914<br>1¢ inverted | 1914<br>1¢ double | 1914<br>2¢        | 1914<br>3¢           | 1914<br>4¢  | 1914<br>4¢ inverted  |
|            | 1914<br>5¢          | 1914<br>6¢        | 1914<br>8¢        | 1914<br>10¢          | 1914<br>11¢ |                      |
| 1917<br>1¢ | 1917<br>2¢          | 1917<br>3¢        | 1917<br>4¢        | 1917<br>5¢           | 1917<br>6¢  | 1917<br>7¢           |
| 1917<br>8¢ | 1917<br>9¢          | 1917<br>10¢       | 1917<br>12¢       | 1917<br>15¢          | 1917<br>20¢ | 1917<br>20¢ inverted |
|            |                     | 1917<br>30¢       | 1917<br>50¢       | 1917<br>50¢ inverted |             |                      |
|            |                     | 1918 Offset<br>2¢ | 1918 Offset<br>3¢ |                      |             |                      |



# Pennsylvania

## Wilkes-Barre - Type 207

1920 pf 10x11  
Rotary  
1¢

1921 pf 10x10  
Rotary  
1¢

1921 pf 10x10  
Rotary  
1¢ double

## Wilkes-Barre - Type 406

1912  
1¢

1914  
1¢

1914  
2¢

1914  
3¢

1914  
4¢

1914  
5¢

1914  
6¢

# Pennsylvania

## Williamsport - Type 206

1913 Parcel Post Postage Due  
25¢ inverted

1914  
1¢

1914  
2¢

1914  
3¢

1914  
4¢

1914  
5¢

1914  
6¢

1914  
7¢

1914  
8¢

1914  
9¢

1914  
10¢

1917  
1¢

1917  
1¢ inverted

1917  
1¢ double

1917  
2¢

1917  
3¢

1917  
4¢

1917  
4¢ inverted

1917  
5¢

1917  
5¢ inverted

1917  
6¢

1917  
6¢ inverted

1917  
6¢ double

1917  
7¢

1917  
8¢

1917  
9¢

1917  
9¢ inverted

1917  
10¢

1917  
11¢

1917  
12¢

1917  
12¢ inverted

1917  
13¢

# Pennsylvania

## Williamsport - Type 206

|                           |                                  |                                    |                                    |                                    |                                     |                                    |
|---------------------------|----------------------------------|------------------------------------|------------------------------------|------------------------------------|-------------------------------------|------------------------------------|
| 1917<br>15¢               | 1917<br>15¢ inverted             | 1917<br>20¢                        | 1917<br>30¢                        | 1917<br>30¢ inverted               | 1917<br>50¢                         | 1917<br>50¢ inverted               |
| 1917<br>Postage Due<br>½¢ | 1917<br>Postage Due<br>1¢        | 1917<br>Postage Due<br>1¢ inverted | 1917<br>Postage Due<br>2¢          | 1917<br>Postage Due<br>2¢ inverted | 1917<br>Postage Due<br>3¢           | 1917<br>Postage Due<br>3¢ inverted |
|                           | 1917<br>Postage Due<br>3¢ double | 1917<br>Postage Due<br>5¢          | 1917<br>Postage Due<br>5¢ inverted | 1917<br>Postage Due<br>10¢         | 1917<br>Postage Due<br>10¢ inverted |                                    |
| 1918 Offset<br>1¢         | 1918 Offset<br>2¢                | 1918 Offset<br>2¢ inverted         | 1918 Offset<br>2¢ double           | 1918 Offset<br>2¢ double invert    | 1918 Offset<br>3¢                   |                                    |

## Williamsport - Type 424

|            |             |
|------------|-------------|
| 1912<br>7¢ | 1912<br>10¢ |
|------------|-------------|

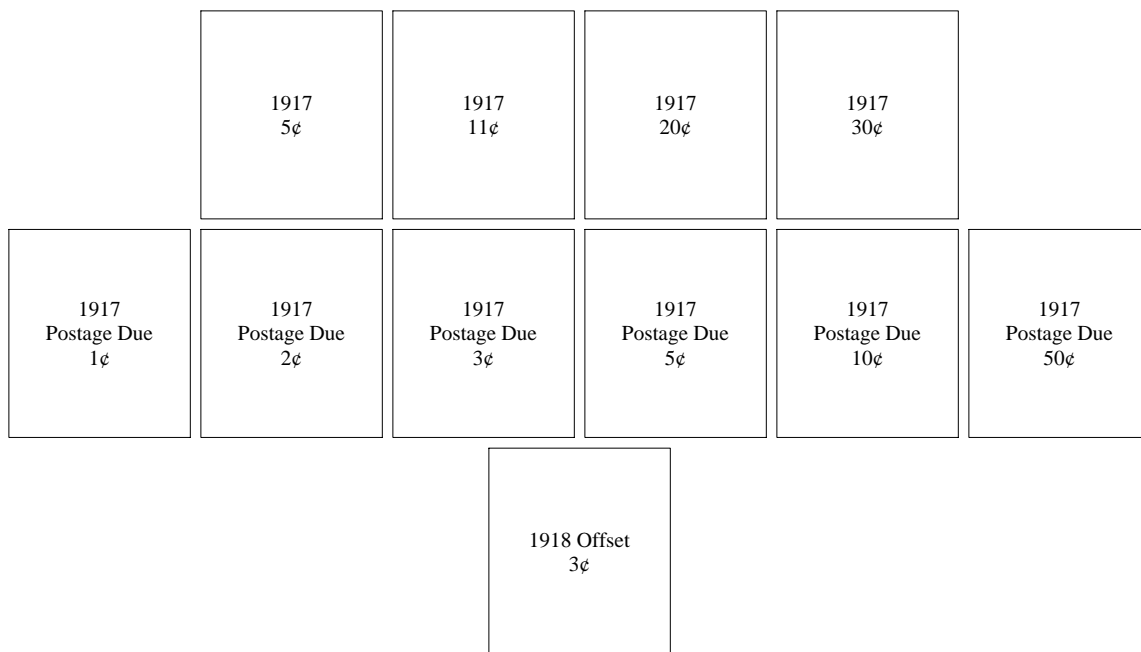
# Pennsylvania

## Williamsport - Type 424

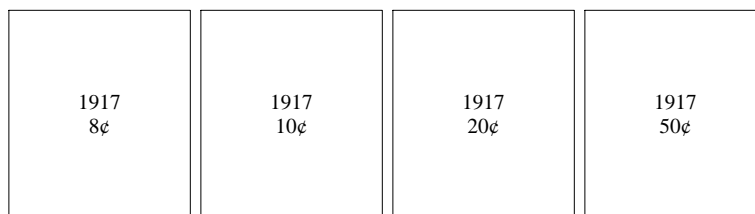
|            |             |                           |                           |                            |             |             |
|------------|-------------|---------------------------|---------------------------|----------------------------|-------------|-------------|
|            | 1914<br>1¢  | 1914<br>5¢                | 1914<br>7¢                | 1914<br>10¢                | 1914<br>12¢ |             |
| 1917<br>1¢ | 1917<br>5¢  | 1917<br>8¢                | 1917<br>9¢                | 1917<br>10¢                | 1917<br>11¢ | 1917<br>12¢ |
|            | 1917<br>13¢ | 1917<br>15¢               | 1917<br>20¢               | 1917<br>30¢                | 1917<br>50¢ |             |
|            |             | 1917<br>Postage Due<br>1¢ | 1917<br>Postage Due<br>2¢ | 1917<br>Postage Due<br>10¢ |             |             |
|            |             | 1918 Offset<br>2¢         | 1918 Offset<br>3¢         |                            |             |             |

# Pennsylvania

## Williamsport - Type 553

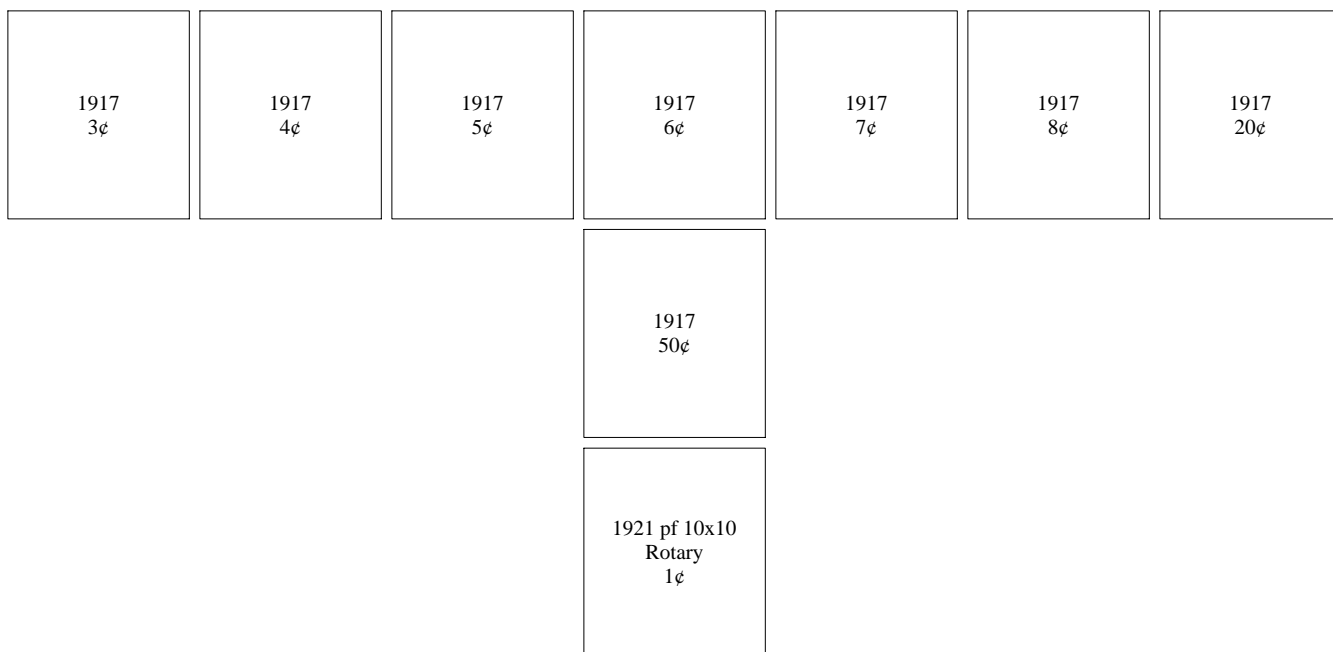


## Woolrich - Type 462




# Pennsylvania

## Woolrich - Type 549



## Wyomissing - Type 225



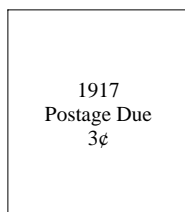





# Pennsylvania

## York - Type 224


|            |                     |             |             |                               |                   |             |
|------------|---------------------|-------------|-------------|-------------------------------|-------------------|-------------|
| 1917<br>1¢ | 1917<br>1¢ inverted | 1917<br>2¢  | 1917<br>4¢  | 1917<br>5¢                    | 1917<br>5¢ double | 1917<br>6¢  |
| 1917<br>7¢ | 1917<br>8¢          | 1917<br>9¢  | 1917<br>10¢ | 1917<br>11¢                   | 1917<br>12¢       | 1917<br>15¢ |
|            |                     | 1917<br>20¢ | 1917<br>50¢ |                               |                   |             |
|            |                     |             |             | 1918 Offset<br>3¢             |                   |             |
|            |                     |             |             | 1921 pf 10x10<br>Rotary<br>1¢ |                   |             |

# Pennsylvania

## York - Type 401



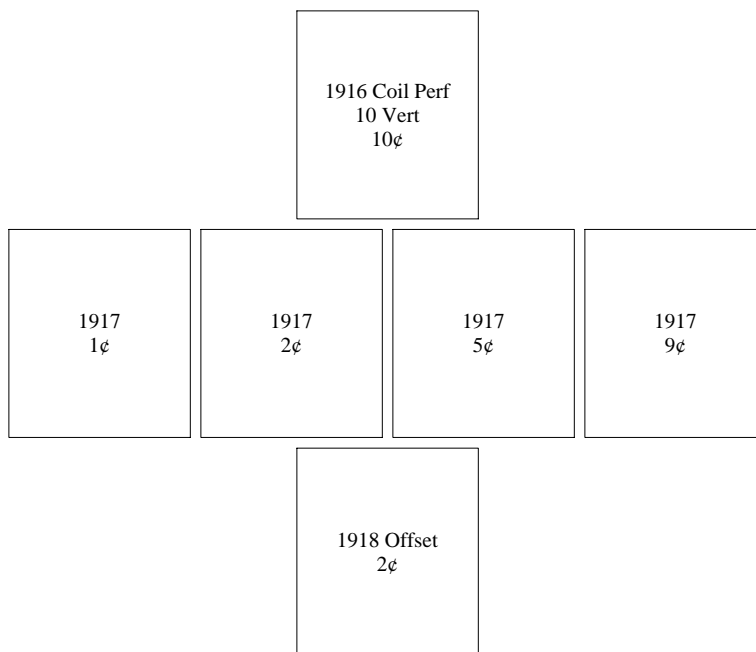
## York - Type L-2 HS






# Pennsylvania

## York - Type L-2 HS



## York - Type L-3 HS



# Pennsylvania

## York - Type L-3 HS

1921 pf 10x10  
Rotary  
1¢

## York - Type L-4 TS

1917  
3¢

1917  
6¢

1917  
8¢

1917  
30¢

1917  
50¢

1918 Offset  
3¢

1921 pf 10x10  
Rotary  
1¢